

1 **Appendix S1** Precise geographical coordinates (n = 1,829) of *Batrachochytrium*
2 *dendrobatidis* were attained from a combination of three sources: 1) the Global
3 Bd-Mapping Project (<http://www.bd-maps.net/>, accessed 23 October 2011), 2) a
4 survey of amphibians in China for five years from 2006 to 2010 (65 positive
5 locations), and an extensive literature search. Some locations from these literatures
6 have been updated by the <http://www.bd-maps.net/>. We re-checked, compared and
7 removed those duplicates if both the web page and scientific publications reported the
8 data.

9 **Literatures:**

- 10 Alemu JI, *et al.* (2008) Presence of the chytrid fungus *Batrachochytrium*
11 *dendrobatidis* in populations of the critically endangered frog *Mannophryne*
12 *olmonae* in tobago, West Indies. *EcoHealth* **5**, 34-39.
13 (doi:10.1007/s10393-008-0154-4)
- 14 Bai C, Garner T, & Li Y (2010) First evidence of *Batrachochytrium dendrobatidis* in
15 China: discovery of chytridiomycosis in introduced American bullfrogs and
16 native amphibians in the Yunnan Province, China. *EcoHealth* **7**, 1-8.
17 (doi:10.1007/s10393-010-0307-0)
- 18 Bai C.M., Liu X., Fisher M.C., Garner T.W.J., Li Y.M. 2012 Global and endemic
19 Asian lineages of the emerging pathogenic fungus *Batrachochytrium*
20 *dendrobatidis* widely infect amphibians in China. *Divers. Distrib.***18**, 307-318.
21 (doi:10.1111/j.1472-4642.2011.00878.x)
- 22 Barrionuevo S & Mangione S (2006) Chytridiomycosis in two species of *Telmatobius*
23 (Anura: Leptodactylidae) from Argentina. *Dis. Aquat. Organ.* **73**, 171-174.
24 (doi:10.3354/dao073171)
- 25 Berger L, *et al.* (1998) Chytridiomycosis causes amphibian mortality associated with

26 population declines in the rain forests of Australia and Central America. *Proc.*
27 *Natl. Acad. Sci. USA.* **95**, 9031-9036.

28 Bosch J, Martinez-Solano I, & Garcia-Paris M (2001) Evidence of a chytrid fungus
29 infection involved in the decline of the common midwife toad (*Alytes*
30 *obstetricans*) in protected areas of central Spain. *Biol. Conserv.* **97**, 331-337.
31 (doi:10.1016/S0006-3207(00)00132-4)

32 Cunningham AA, *et al.* (2005) Emergence of amphibian chytridiomycosis in Britain.
33 *Vet. Rec.* **157**, 386-387. (doi:10.1136/vr.157.13.386)

34 Daszak P, Cunningham AA, & Hyatt AD (2001) Anthropogenic environmental change
35 and the emergence of infectious diseases in wildlife. *Acta Trop.* **78**, 103-116.
36 (doi:10.1016/S0001-706X(00)00179-0)

37 Garner TWJ, *et al.* (2006) The emerging amphibian pathogen *Batrachochytrium*
38 *dendrobatidis* globally infects introduced populations of the North American
39 bullfrog, *Rana catesbeiana*. *Biol. Lett.* **2**, 455-459.
40 (doi:10.1098/rsbl.2006.0494)

41 Imasuen A, Weldon C, Aisien M, & Dupreez L (2009) Amphibian chytridiomycosis:
42 first report in Nigeria from the skin slough of *Chiromantis rufescens*. *Froglog*
43 **90**, 6–8.

44 Kielgast J, Rodder D, Veith M, & Lotters S (2010) Widespread occurrence of the
45 amphibian chytrid fungus in Kenya. *Anim. Conserv.* **13**, 36-43.
46 (doi:10.1111/j.1469-1795.2009.00297.x)

47 Kriger KM & Hero JM (2007) Large-scale seasonal variation in the prevalence and
48 severity of chytridiomycosis. *J. Zool.* **271**, 352-359.
49 (doi:10.1111/j.1469-7998.2006.00220.x)

50 Kriger KM & Hero JM (2007) The chytrid fungus *Batrachochytrium dendrobatidis* is
51 non-randomly distributed across amphibian breeding habitats. *Divers. Distrib.*
52 **13**, 781-788. (doi:10.1111/j.1472-4642.2007.00394.x)

53 Kriger KM & Hero JM (2008) Altitudinal distribution of chytrid (*Batrachochytrium*
54 *dendrobatidis*) infection in subtropical Australian frogs. *Austral. Ecol.* **33**,
55 1022-1032. (doi:10.1111/j.1442-9993.2008.01872.x)

- 56 Kriger KM, Pereoglou F, & Hero JM (2007) Latitudinal variation in the prevalence
57 and intensity of chytrid (*Batrachochytrium dendrobatidis*) infection in Eastern
58 Australia. *Conserv. Biol.* **21**, 1280-1290.
59 (doi:10.1111/j.1523-1739.2007.00777.x)
- 60 Kusrini M, Skerratt L, Garland S, Berger L, & Endarwin W (2008) Chytridiomycosis
61 in frogs of Mount Gede Pangrango, Indonesia. *Dis. Aquat. Organ.* **82**, 187-194.
62 (doi:10.3354/dao01981)
- 63 Lehtinen R, Kam Y, & Richards C (2008) Preliminary Surveys for *Batrachochytrium*
64 *dendrobatidis* in Taiwan. *Herpetol. Rev.* **39**, 317-318.
- 65 Longcore JR, Longcore JE, Pessier AP, Halteman WA (2007) Chytridiomycosis
66 widespread in anurans of northeastern United States. *J. Wildlife Manage.* **71**,
67 435-444. (doi:10.1007/s10531-004-6403-0)
- 68 Murray K, *et al.* (2010) The distribution and host range of the pandemic disease
69 chytridiomycosis in Australia, spanning surveys from 1956-2007. *Ecology* **91**,
70 1557-1558. (doi:10.1890/09-1608.1)
- 71 Muths E, Pilliod DS, & Livo LJ (2008) Distribution and environmental limitations of
72 an amphibian pathogen in the Rocky Mountains, USA. *Biol. Conserv.* **141**,
73 1484-1492. (doi:10.1016/j.biocon.2008.03.011)
- 74 Obendorf D, Dalton A. (2006) A survey for the presence of the amphibian chytrid
75 fungus (*Batrachochytrium dendrobatidis*) in Tasmania. *Society hobart*
76 *Tasmania*. pp. 25.
- 77 Ouellet M, Mikaelian I, Pauli BD, Rodrigue J, & Green DM (2005) Historical
78 evidence of widespread chytrid infection in North American amphibian
79 populations. *Conserv. Biol.* **19**, 1431-1440.
80 (doi:10.1111/j.1523-1739.2005.00108.x)
- 81 Parker JM, Mikaelian I, Hahn N, & Diggs HE (2002) Clinical diagnosis and treatment
82 of epidermal chytridiomycosis in African clawed frogs (*Xenopus tropicalis*).
83 *Comparative Med.* **52**, 265-268.
- 84 Pearl CA, *et al.* (2007) Occurrence of the amphibian pathogen *Batrachochytrium*

85 *dendrobatidis* in the Pacific Northwest. *J. Herpetol.* **41**, 145-149.
86 (doi:http://dx.doi.org/10.1670/0022-1511(2007)41[145:OOTAPB]2.0.CO;2)

87 Pirarat N, *et al.* (2009) Immunohistochemical identification of Chytridiomycosis in
88 poison dart frogs (*Dendrobates tinctorius*) in Thailand. *Thai. J. Vet. Med.*
89 **39**,436-436.

90 Pullen KD, Best AM, & Ware JL (2010) Amphibian pathogen *Batrachochytrium*
91 *dendrobatidis* prevalence is correlated with season and not urbanization in
92 central Virginia. *Dis. Aquat. Organ.* **91**, 9-16. (doi:10.3554/dao02249)

93 Puschendorf R, Bolanos F, & Chaves G (2006) The amphibian chytrid fungus along
94 an altitudinal transect before the first reported declines in Costa Rica. *Biol.*
95 *Conserv.* **132**, 136-142. (doi:10.1016/j.biocon.2006.03.010)

96 Puschendorf R, *et al.* (2009) Distribution models for the amphibian chytrid
97 *Batrachochytrium dendrobatidis* in Costa Rica: proposing climatic refuges as
98 a conservation tool. *Divers. Distrib.* **15**, 401-408.
99 (doi:10.1111/j.1472-4642.2008.00548.x)

100 Rödder D, Veith M, & Lötters S (2008) Environmental gradients explaining the
101 prevalence and intensity of infection with the amphibian chytrid fungus: the
102 host's perspective. *Anim. Conserv.* **11**, 513-517.
103 (doi:10.1111/j.1469-1795.2008.00210.x)

104 Rowley JLL, *et al.* (2007) Survey for the amphibian chytrid *Batrachochytrium*
105 *dendrobatidis* in Hong Kong in native amphibians and in the international
106 amphibian trade. *Dis. Aquat. Organ.* **78**, 87-95. (doi:10.3554/dao01861)

107 Savage AE, *et al.* (2011) First Record of *Batrachochytrium dendrobatidis* Infecting
108 Four Frog Families from Peninsular Malaysia. *EcoHealth* **8**,1-8.
109 (doi:10.1007/s10393-011-0685-y)

110 Schock DM, Ruthig GR, Collins JP, Kutz SJ, Carriere S, *et al.* (2010) Amphibian
111 chytrid fungus and ranaviruses in the Northwest Territories, Canada. *Dis.*
112 *Aqua. Organ.* **92**, 231-240. (doi:10.3354/dao02134)

113 Seimon TA, *et al.* (2007) Upward range extension of Andean anurans and

114 chytridiomycosis to extreme elevations in response to tropical deglaciation.
115 *Global Change Biol.* **13**, 288-299. (doi:10.1111/j.1365-2486.2006.01278.x)

116 Simoncelli F, Fagotti A, Dall'Olio R, Vagnetti D, Pascolini R, et al. (2005) Evidence
117 of *Batrachochytrium dendrobatidis* infection in water frogs of the *Rana*
118 *esculenta* complex in Central Italy. *EcoHealth* **2**,
119 307-312.(doi:10.1007/s10393-005-8337-8)

120 Solis R, Lobos G, Walker SF, Fisher M, & Bosch J (2010) Presence of
121 *Batrachochytrium dendrobatidis* in feral populations of *Xenopus laevis* in
122 Chile. *Biol. Invasions* **12**,1641-1646.(doi:10.1007/s10530-009-9577-2)

123 Soto-Azat C, Clarke BT, Poynton JC, & Cunningham AA (2010) Widespread
124 historical presence of *Batrachochytrium dendrobatidis* in African pipid frogs.
125 *Divers. Distrib.* **16**,126-131.(doi:10.1111/j.1472-4642.2009.00618.x)

126 Spitzen-van der Sluijs A, Zollinger R, Bosman W, Pasmans F, Martel A, et al. (2010)
127 Short report: *Batrachochytrium dendrobatidis* in amphibians in the
128 Netherlands and Flanders (Belgium).

129 Swei A, Rowley JLL, Rödder D, Diesmos MLL, Diesmos AC, et al. (2011) Is
130 Chytridiomycosis an emerging infectious disease in Asia? *PLoS ONE* **6**,
131 e23179. (doi:10.1371/journal.pone.0023179)

132 Une Y, Kadearu S, Tamukai K, Goka K, & Kuroki T (2008) First report of
133 spontaneous chytridiomycosis in frogs in Asia. *Dis. Aquat. Organ.* **82**,
134 157-160. (doi:10.3354/dao02006)

135 Weinstein SB (2009) An aquatic disease on a terrestrial salamander: individual and
136 population level effects of the amphibian chytrid fungus, *Batrachochytrium*
137 *dendrobatidis*, on *Batrachoseps attenuatus* (Plethodontidae). *Copeia* **2009**,
138 653-660. (doi:10.1643/CH-08-180)

139 Woodhams DC & Alford RA (2005) Ecology of chytridiomycosis in rainforest stream
140 frog assemblages of tropical Queensland. *Conserv. Biol.* **19**, 1449-1459.
141 (doi:10.1111/j.1523-1739.2005.004403.x)

142 Yang H, et al. (2009) First detection of the amphibian chytrid fungus
143 *Batrachochytrium dendrobatidis* in free-ranging populations of amphibians on

144 mainland Asia: survey in South Korea. *Dis. Aquat. Organ.* **86**, 9-13.

145 (doi:10.3354/dao02098)

146

147 **Appendix S2** Data collection of 27 predictor variables used to model the distribution
148 of *B. dendrobatidis* at the global scale.

149 We collected 27 predictor variables (electronic supplementary material, table S1) from
150 different publications and public databases. These predictors can be grouped into
151 seven categories. The first group included 19 climatic variables and elevational data
152 attained from the WorldClim for 2.5 arc-min map grid cell, a resolution commonly
153 used in previous studies at the global scale (<http://www.worldclim.org/>, accessed 22
154 June 2011). The second category was global land use data collected from the Global
155 Land Cover (GLC) 2000 Project at 1-km² resolution for all lands except Antarctica,
156 and was reclassified into grid cells with water and without water using Spatial Analyst
157 tools in ArcGIS 9.2 considering that *Bd* is a pathogen mainly dependent on water
158 environment although it can persist out of water for some time. The third category
159 was introduced amphibian host species and included all available records of the 28
160 most widely-distributed introduced amphibians, which are known to *Bd* carriers (See
161 electronic supplementary material, appendix S3). We incorporated occurrence data for
162 both the native and introduced ranges of these exotic species as they not only might
163 carry *Bd* into introduced areas, but also might transmit *Bd* into native areas in their
164 native ranges. The fourth category reflected trade factors that might move *Bd* and
165 included total available global trade data from 2001 to 2010 for each country from the
166 International Trade Center (<http://www.intracen.org/trade-support/trade-statistics/>,
167 accessed 10 March 2011) and total available frog leg trade from 1988 to 2009 for each
168 country from UN Commodity Trade Statistics Database (<http://comtrade.un.org/db>,

169 accessed 4 March 2011). We collected the overall trade data at state-level,
170 territory-level, and province-level for the US, Australia, and China from US Census
171 Bureau (<http://www.census.gov/foreign-trade/statistics/state/>, accessed 12 October
172 2012), Australian Government Department of Foreign Affairs and Trade
173 (<http://www.census.gov/foreign-trade/statistics/state/>, accessed 9 October 2012) and
174 Ministry of Commerce of the People's Republic of China
175 (<http://www.mofcom.gov.cn/>, accessed 9 October 2012). Both of the overall trade and
176 frog legs trade data were $\log_{10}(x+1)$ transformed to meet the assumption of a normal
177 distribution before rescaling. The fifth category was the "human footprint" as an index
178 of biome-type-corrected human influence on the surface of the Earth at 30 arc-second
179 grid cell size (http://www.ciesin.columbia.edu/wild_areas/, accessed 12 October 2008).
180 The sixth was the vegetation variable using normalized difference vegetation index
181 (NDVI) obtained from the Advanced Very High Resolution Radiometer (AVHRR)
182 carried on the National Oceanic and Atmospheric Administration (NOAA)
183 (<http://edit.csic.es/Soil-Vegetation-LandCover.html>, accessed 23 September 2010).
184 Data were collected monthly for an 18-year period from 1982 to 2000 (excluding
185 1994) with 1 km spatial resolution. *Bd* is believed to be an amphibian specialist
186 pathogen, and thus, the final variable was amphibian species richness, at each 2.5 arc
187 minute grid across the globe. These data were obtained by overlaying GIS historical
188 range maps of 6,188 amphibian species from the IUCN Global Amphibian
189 Assessment (GAA, accessed 24 May 2011).

190

191 **Appendix S3** Website database and literatures used to collection of spatial presence
192 data of the 28 introduced hosts species. We limited our analyses to records with
193 precise geographical coordinates and compiled a total of 32,447 locality records of 28
194 introduced amphibian species known to carry *B. dendrobatidis*. Grid cells were
195 defined as having an introduced host species present if there was a record of at least
196 one of the 28 species in the grids.

197 **List of 28 global introduced amphibian host species:**

198 *Acris crepitans*, *Alytes muletensis*, *Alytes obstetricans*, *Ambystoma tigrinum*, *Anaxyrus*
199 *americanus*, *Rhinella marina*, *Dendrobates auratus*, *Eleutherodactylus coqui*,
200 *Hymenochirus boettgeri*, *Limnodynastes dumerilii*, *Litoria aurea*, *Litoria caerulea*,
201 *Litoria ewingii*, *Litoria raniformis*, *Ichthyosaura alpestris*, *Necturus maculosus*,
202 *Pelophylax esculenta*, *Pelophylax lessonae*, *Pelophylax ridibundus*, *Pseudacris regilla*,
203 *Lithobates berlandieri*, *Lithobates blairi*, *Lithobates catesbeianus*, *Lithobates*
204 *clamitans*, *Lithobates pipiens*, *Lithobates sphenoccephalus*, *Taricha granulosa*,
205 *Xenopus laevis*.

206 **Website database:**

207 GBIF (Global Biodiversity Information Facility, available at <http://www.gbif.org/>),
208 accessed 3 October 2010.

209 USGS (U.S. Geological Survey, available at <http://www.usgs.gov/>), accessed 3
210 October 10 2010

211 NMNH (National Museum of Natural History, <http://vertebrates.si.edu/herps/>),
212 accessed 3 October 2010

213 NCSM (North Carolina Museum of Natural Sciences, available at
214 <http://collections.naturalsciences.org/searchHerp.aspx>), accessed 3 October
215 2010

216 EUNIS (European Environment Agency, <http://eunis.eea.europa.eu/>), accessed 5
217 October 2010

218 HerpNet (<http://www.herpnet.org/>) databases, accessed 5 October 2010

219 **Literatures:**

220 Adama D, Lansley K, Beaucher MA, (2004). Northern leopard frog (*Rana pipiens*)
221 recovery: captive rearing and reintroduction in southeast British Columbia,
222 2003. Report to the Columbia Basin Fish and Wildlife Compensation
223 Program, Nelson, B.C. 26.

224 Adams MJ, Hossack BR, Knapp RA, Corn PS, Diamond SA, et al. (2005)
225 Distribution patterns of lentic-breeding amphibians in relation to ultraviolet
226 radiation exposure in western North America. *Ecosystems* **8**, 488-500.
227 (doi:10.1007/s10021-003-0033-3)

228 Akin C, Bilgin CC, Beerli P, Westaway R, Ohst T, et al. (2010) Phylogeographic
229 patterns of genetic diversity in eastern Mediterranean water frogs were
230 determined by geological processes and climate change in the Late Cenozoic.
231 *J. Biogeogr.* **37**, 2111-2124. (doi:10.1111/j.1365-2699.2010.02368.x)

232 Akmentins M & Cardozo D (2009) American bullfrog *Lithobates catesbeianus* (Shaw,
233 1802) invasion in Argentina. *Bio. Invasions* **12**, 1-3.
234 (doi:10.1007/s10530-009-9515-3)

235 Anonymous. (1999) New York State Amphibian and Reptile Atlas Project 1990-1999.
236 New York State Department of Environmental Conservation,
237 <http://www.dec.state.ny.us/website/dfwmr/wildlife/herp/>, accessed 12 October
238 2010.

239 Anonymous. (2000) Kentucky's Flora and Fauna. ECU Department of Biological
240 Sciences & Kentucky Ornithological Society,
241 <http://www.biology.ecu.edu/KOS/kyflorafauna.html>, accessed 12 October
242 2010.

243 Anonymous. (2000) Michigan Records Based Upon the UMMZ Collection.
244 University of Michigan Museum of Zoology, Division of Reptiles and
245 Amphibians,
246 http://www.ummz.lsa.umich.edu/herps/michigan_herps/index.html, accessed
247 12 October 2010.

248 Anonymous. (2006) Amphibians of Maryland. Towson University,
249 <http://wwwnew.towson.edu/herpetology/Amphibians.htm>, accessed
250 10-09-2010.

251 Arioli M, Jakob C, Reyer HU (2010) Genetic diversity in water frog hybrids
252 (*Pelophylax esculentus*) varies with population structure and geographic
253 location. *Mol. Ecol.* **19**, 1814-1828. (doi:10.1111/j.1365-294X.2010.04603.x)

254 Austin JD, Loughheed SC, Moler PE, Boag PT (2003) Phylogenetics, zoogeography,
255 and the role of dispersal and vicariance in the evolution of the *Rana*
256 *catesbeiana* (Anura: Ranidae) species group. *Biol. J. Linn. Soc.* **80**: 601-624.
257 (doi:10.1111/j.1095-8312.2003.00259.x)

- 258 Austin JD, Zamudio KR (2008) Incongruence in the pattern and timing of
259 intra-specific diversification in bronze frogs and bullfrogs (Ranidae). *Mol.*
260 *Phylogenet. Evol.* **48**, 1041-1053. (doi:10.1016/j.ympev.2008.06.010)
- 261 Babbitt KJ (2001) Behaviour and growth of southern leopard frog (*Rana*
262 *sphenocephala*) tadpoles: effects of food and predation risk. *Can. J. Zool.* **79**,
263 809-814. (doi:10.1139/cjz-79-5-809)
- 264 Babbitt KJ, Baber MJ, Tarr TL (2003) Patterns of larval amphibian distribution along
265 a wetland hydroperiod gradient. *Can. J. Zool.* **81**, 1539-1552.
266 (doi:10.1139/Z03-131)
- 267 Babik W, Pabijan M, Radwan J (2008) Contrasting patterns of variation in MHC loci
268 in the Alpine newt. *Mol. Ecol.* **17**, 2339-2355.
269 (doi:10.1111/j.1365-294X.2008.03757.x)
- 270 Balseiro A, Dalton KP, del Cerro A, Marquez I, Cunningham AA, et al. (2009)
271 Pathology, isolation and molecular characterisation of a ranavirus from the
272 common midwife toad *Alytes obstetricans* on the Iberian Peninsula. *Dis.*
273 *Aquat. Organ.* **84**, 95-104. (doi:10.3354/dao02032)
- 274 Banks B, Foster J, Langton T, & Morgan K (2000) British Bullfrogs? *British wildlife*
275 **11**,327-330.
- 276 Barrasso D, Cajade R, Nenda S, Baloriani G, & Herrera R (2009) Introduction of the
277 American Bullfrog *Lithobates catesbeianus* (Anura: Ranidae) in natural and
278 modified environments: an increasing conservation problem in Argentina.
279 *South American J. Herpetol.* **4**, 69-75.

280 (doi:<http://dx.doi.org/10.2994/057.004.0109>)

281 Bazin Y, Wharton DA, Bishop PJ (2007) Cold tolerance and overwintering of an
282 introduced New Zealand frog, the brown tree frog (*Litoria ewingii*). *Cryo-*
283 *letters* **28**, 347-358.

284 Bergeron CM, Bodinof CM, Unrine JM, Hopkins WA (2010) Mercury accumulation
285 along a contamination gradient and nondestructive indices of
286 bioaccumulation in amphibians. *Environ. Toxicol. Chem.* **29**, 980-988.
287 (doi:10.1002/etc.121)

288 Bider JR, Morrison KA (1981) Changes in toad (*Bufo Americanus*) responses to
289 abiotic factors at the Northern limit of their distribution. *Am. Midl. Nat.* **106**,
290 293-304.

291 Blackburn, L., Nanjappa, P. & Lannoo, M.J. (2002) US amphibians distribution maps.
292 Ball State University and Muncie Center for Medical Education, Indiana
293 University School of Medicine, Muncie, Indiana.

294 Bockstanz, L.M. & Cannatella, D.C. (2000) Herps of Texas. Texas Memorial Museum,
295 Austin, <http://www.zo.utexas.edu/research/txherps/>, accessed 12 October
296 2010.

297 Bolek MG, Coggins JR (2003) Helminth community structure of sympatric eastern
298 American toad, *Bufo americanus americanus*, northern leopard frog, *Rana*
299 *pipiens*, and blue-spotted salamander, *Ambystoma laterale*, from southeastern
300 Wisconsin. *J. Parasitol.* **89**, 673-680. (doi:<http://dx.doi.org/10.1645/GE-70R>)

301 Bolek MG, Janovy J (2005) New host and distribution records for the amphibian

302 leech *Desserobdella picta* (Rhynchobdellida: Glossiphoniidae) from
303 Nebraska and Wisconsin. *J. Freshwater Ecol.* **20**, 187-189.
304 (doi:10.1080/02705060.2005.9664951)

305 Bolek MG, Janovy J (2007) Evolutionary avenues for, and constraints on, the
306 transmission of frog lung flukes (*Haematoloechus* spp.) in dragonfly second
307 intermediate hosts. *J. Parasitol.* **93**, 593-607. (doi:10.1645/GE-1011R.1)

308 Bonk M, Pabijan M (2010) Changes in a regional batrachofauna in south-central
309 Poland over a 25 year period. *North-West. J. Zool.* **6**, 225-244.

310 Borges-Martins M, Di-Bernardo M, Vinciprova G, & Measey J (2002) Geographic
311 distribution. *Rana catesbeiana*. *Herpetol. Rev.* **33**,319.

312 Bradford DF (2005) Distributional changes and populations status of amphibians in
313 the Eastern Mojave Desert. *West N. Am. Naturalist* **65**, 462-472.

314 Brodman R, Cortwright S, Resetar A (2002) Historical changes of reptiles and
315 amphibians of northwest Indiana fish and wildlife properties. *Am. Midl.*
316 *Nat.* **147**, 135-144. (doi:10.1674/0003-0031(2002)147[0135:HCORAA]2.
317 0.CO;2]

318 Brown CA, Wassersug RJ, Naitoh T (1992) Metamorphic changes in the vagal
319 innervation to the alimentary-tract in the green frog, *Rana Clamitans*
320 (Ranidae). *Acta Anatomica* **145**, 340-344. (doi:10.1159/000147386)

321 Bunnell JF, Zampella RA (1999) Acid water anuran pond communities along a
322 regional forest to agro-urban ecotone. *Copeia* **1999**, 614-627.

323 Burdick SL, Swanson DL (2010) Status, distribution and microhabitats of Blanchard's

324 Cricket Frog *Acris Blanchardi* in South Dakota. *Herpetol. Conserv. Bio.* **5**,
325 9-16.

326 Burns EL, Eldridge MDB, Crayn DM, Houlden BA (2007) Low phylogeographic
327 structure in a wide spread endangered Australian frog *Litoria aurea* (Anura:
328 Hylidae). *Conserv. Genet.* **8**, 17-32. (doi:10.1007/s10592-006-9143-8)

329 Burns EL, Eldridge MDB, Houlden BA (2004) Microsatellite variation and
330 population structure in a declining Australian Hylid *Litoria aurea*. *Mol. Ecol.*
331 **13**, 1745-1757. (doi:10.1111/j.1365-294X.2004.02190.x)

332 Burse CR, Aker L (2001) *Falcaustra washingtonensis* n. sp (Nematoda : Kathlaniidae)
333 from *Ambystoma tigrinum melanostictum* (Caudata : Ambystomatidae) from
334 Washington State, USA. *J. Parasitol.* **87**, 1082-1084.
335 (doi:10.1645/0022-3395(2001)087[1082:FWNSNK]2.0.CO:2)

336 Campbell CE, Warkentin IG, Powell KG (2004) Factors influencing the distribution
337 and potential spread of introduced anurans in western Newfoundland.
338 *Northeast Nat.* **11**, 151-162.
339 (doi:10.1656/1092-6194(2004)011[0151:FITDAP]2.0.CO;2)

340 Catling PC, Hertog A, Burt RJ, Wombey JC, & Forrester RI (1999) The short-term
341 effect of cane toads (*Bufo marinus*) on native fauna in the Gulf Country of the
342 Northern Territory. *Wildlife Res.* **26**,161-185. (doi:10.1071/WR98025)

343 Cerovski, A.O., Grenier, M., Oakleaf, B., Van Fleet, L. & Patla, S. (2004) Atlas of
344 birds, mammals, amphibians, and reptiles in Wyoming. Wyoming Game and
345 Fish Department Nongame Program, Lander.

346 Child T, Phillips BL, & Shine R (2008) Abiotic and biotic influences on the dispersal
347 behavior of metamorph cane toads (*Bufo marinus*) in tropical Australia. *J. Exp.*
348 *Zool. Part A* **309A**, 215-224. (doi:10.1002/jez.450)

349 Christiansen DG, Reyer HU (2011) Effects of geographic distance, sea barriers and
350 habitat on the genetic structure and diversity of all-hybrid water frog
351 populations. *Heredity* **106**, 25-36. (doi:10.1038/hdy.2010.37)

352 Cirovic R, Vukov TD, Radovic D, Dzukic G, Kalezic ML (2008) Distribution patterns
353 and environmental determinants of European newts in the Montenegrin karst
354 area. *Biologia* **63**, 745-752. (doi:10.2478/s11756-008-0136-6)

355 Cochran PA (1991) Distribution of the Mudpuppy, *Necturus-Maculosus*, in
356 Minnesota in Relation to Postglacial Events. *Can. Field. Nat.* **105**, 400-402.

357 Collins JP (1981) Distribution, habitats and life-history variation in the tiger
358 salamander, *Ambystoma Tigrinum*, in East-Central and Southeast Arizona.
359 *Copeia* **1981**, 666-675.

360 Conn DB, Vargas-Martinez A, Conn DA (2002) Helminth communities of six anuran
361 (amphibia) host species in the St. Lawrence River Valley and northern
362 Adirondack Mountains of New York state. Proceedings of the 10th
363 International Congress of Parasitology-Icopa X: Symposia, Workshops and
364 Contributed Papers: 623-626.

365 Courtois D, Leclair R, Lacasse S, Magnan P (1995) Preferential habitats of ranid
366 amphibians in the oligotrophic lakes of the Laurentian Shield (Quebec). *Can. J.*
367 *Zool.* **73**, 1744-1753.

368 Cousineau M (1990) Observations on the breeding activity and larvae of the brown
369 tree frog *Litoria ewingii* in the South Island, New Zealand. *New Zealand*
370 *Natural Sciences* **17**, 13-22.

371 Covaciu-Marcov SD, Cicort-Lucaciu AS, Dobre F, Ferenti S, Birceanu M, et al. (2009)
372 The herpetofauna of the Jiului Gorge National Park, Romania. *North-West. J.*
373 *Zool.* **5**, S1-S78.

374 Covaciu-Marcov SD, Cicort-Lucaciu AS, Sas I, Ilies DC, Josan I (2009) Explaining
375 the presence of low altitude *Mesotriton alpestris* (Laurenti, 1768) populations
376 from the Apuseni Mountains, western Romania - a possible zoogeographical
377 scenario. *North-West. J. Zool.* **5**, 406-419.

378 Covaciu-Marcov SD, Cicort-Lucaciu AS, Sas I, Strugariu A, Cacuci P, et al. (2008)
379 Contributions to the knowledge regarding the composition and geographical
380 distribution of the herpetofauna from Northern Moldavia (Suceava and
381 Botosani Counties, Romania). *North-West. J. Zool.* **4**, S25-S47.

382 Crossland MR, Alford RA, & Shine R (2009) Impact of the invasive cane toad (*Bufo*
383 *marinus*) on an Australian frog (*Opisthodon ornatus*) depends on minor
384 variation in reproductive timing. *Oecologia* **158**, 625-632.
385 (doi:10.1007/s00442-008-1167-y)

386 Crossland MR, Brown GP, Anstis M, Shilton CM, & Shine R (2008) Mass mortality
387 of native anuran tadpoles in tropical Australia due to the invasive cane toad
388 (*Bufo marinus*). *Biol. Conserv.* **141**, 2387-2394.
389 (doi:10.1016/j.biocon.2008.07.005)

390 Dalbeck L, Luscher B, Ohlhoff D (2007) Beaver ponds as habitat of amphibian

391 communities in a central European highland. *Amphibia-Reptilia* **28**, 493-501.
392 (doi:10.1163/156853807782152561)

393 Dalbeck L, Weinberg K (2009) Artificial ponds: a substitute for natural Beaver ponds
394 in a Central European Highland (Eifel, Germany)? *Hydrobiologia* **630**, 49-62.
395 (doi:10.1007/s10750-009-9779-8)

396 Daniel, R.E. & Edmond, B.S. (2006) Atlas of Missouri amphibians and reptiles for
397 2005, <http://atlas.moherp.org>. accessed 11 October 2010

398 Davis, J. & Lipps, G. (2006) Ohio Frog & toad calling survey and The Ohio
399 Salamander Monitoring Program, <http://ohioamphibians.com/>. accessed 11
400 October 2010

401 Dawson AB (1953) The occurrence of regional distribution of perivascular
402 melanophores within the optic lobes of the frog, *Rana Pipiens*. *Anat. Rec.*
403 **117**, 37-47.

404 DeGraaf, R.M. & Rudis, D.D. (1983) *Amphibians and reptiles of New England:*
405 *habits and natural history*. The University of Massachusetts Press, Amherst.

406 Denoel M, Ficetola GF, Cirovic R, Radovic D, Dzukic G, et al. (2009) A multi-scale
407 approach to facultative paedomorphosis of European newts (Salamandridae) in
408 the Montenegrin karst: distribution pattern, environmental variables, and
409 conservation. *Biol. Conserv.* **142**, 509-517.
410 (doi:10.1016/j.biocon.2008.11.008)

411 Desroches JF, Schueler FW, Picard I, Gagnon LP (2010) A herpetological survey of
412 the James Bay Area of Quebec and Ontario. *Can. Field. Nat.* **124**, 299-315.

413 Di Candia MR, Routman EJ (2007) Cytonuclear discordance across a leopard frog
414 contact zone. *Mol. Phylogenet. Evol.* **45**, 564-575.
415 (doi:10.1016/j.ympev.2007.06.014)

416 Diniz-Filho JAF, Telles MPDC, Bonatto SL, Eizirik E, de Freitas TRO, et al. (2008)
417 Mapping the evolutionary twilight zone: molecular markers, populations and
418 geography. *J. Biogeogr.* **35**, 753-763.
419 (doi:10.1111/j.1365-2699.2008.01912.x)

420 Doyle JM, Nolan JR, Whiteman HH (2010) Effects of relative size on growth rate and
421 time to metamorphosis in mole salamanders (*Ambystoma talpoideum*). *J.*
422 *Herpetol.* **44**, 601-609. (doi:http://dx.doi.org/10.1670/09-052.1)

423 Emerson SB, Inger RF (1992) The comparative ecology of voiced and voiceless
424 Bornean frogs. *J. Herpetol.* **26**, 482-490.

425 Esch GW, Wetzel EJ, Zelmer DA, Schotthoefer AM (1997) Long-term changes in
426 parasite population and community structure: A case history. *Am. Midl. Nat.*
427 **137**, 369-387.

428 Estoup A, Beaumont M, Sennedot F, Moritz C, & Cornuet JM (2004) Genetic analysis
429 of complex demographic scenarios: Spatially expanding populations of the
430 cane toad, *Bufo marinus*. *Evolution* **58**, 2021-2036.
431 (doi:10.1111/j.0014-3820.2004.tb00487.x)

432 Estoup A, Wilson IJ, Sullivan C, Cornuet JM, & Moritz C (2001) Inferring population
433 history from microsatellite and enzyme data in serially introduced cane toads,
434 *Bufo marinus*. *Genetics* **159**,1671-1687.

435 Faraone FP, Lillo F, Giacalone G, & Lo Valvo M (2008) The large invasive population
436 of *Xenopus laevis* in Sicily, Italy. *Amphibia-Reptilia* **29**, 405-412.

437 Ficetola GF, *et al.* (2007) Pattern of distribution of the American bullfrog *Rana*
438 *catesbeiana* in Europe. *Biol. Invasions* **9**, 767-772.
439 (doi:10.1007/s10530-006-9080-y)

440 Fincke OM (1999) Organization of predator assemblages in Neotropical tree holes:
441 effects of abiotic factors and priority. *Ecol. Entomol.* **24**, 13-23.
442 (doi:10.1046/j.1365-2311.1999.00166.x)

443 Fischer, T.D., Backlund, D.C., Higgins, K.F. & Naugle, D.E. (1999) *Field guide to*
444 *South Dakota amphibians*. South Dakota State University, Brookings.

445 Fisher RN, Shaffer HB (1996) The decline of amphibians in California's Great Central
446 Valley. *Conserv. Biol.* **10**, 1387-1397.
447 (doi:10.1046/j.1523-1739.1996.10051387.x)

448 Fitzpatrick BM, Shaffer HB (2007) Introduction history and habitat variation explain
449 the landscape genetics of hybrid tiger salamanders. *Ecol. Appl.* **17**, 598-608.
450 (doi:http://dx.doi.org/10.1890/06-0369)

451 France RL, Welbourn PM (1992) Influence of lake pH and macrograzers on the
452 distribution and abundance of nuisance metaphytic algae in Ontario, Canada.
453 *Can. J. Fish Aquat. Sci.* **49**, 185-195. (doi:10.1139/f92-022)

454 Frei S (1990) The midwife toad *Alytes Obstetricans* (Laurenti, 1768) (Amphibia,
455 Anura) in the Canton of Geneva (Switzerland). *Archives Des Sciences* **43**,
456 339-369.

457 Germaine SS, Hays DW (2009) Distribution and post breeding environmental

458 relationships of northern leopard frogs (*Rana [Lithobates] Pipiens*) in
459 Washington. *West N. Am. Naturalist* **69**, 537-547.
460 (doi:http://dx.doi.org/10.3398/064.069.0413)

461 Gherghel I, Strugariu A, Ghiurca D, Cicort-Lucaciu AS (2008) The herpetofauna
462 from the Bistrita river basin (Romania): geographical distribution. *North-West.*
463 *J. Zool.* **4**, S71-S103.

464 Giovanelli JGR, Haddad CFB, & Alexandrino J (2008) Predicting the potential
465 distribution of the alien invasive American bullfrog (*Lithobates catesbeianus*)
466 in Brazil. *Biol. Invasions* **10**,585-590.(doi:10.1007/s10530-007-9154-5)

467 Given MF (1990) Spatial distribution and vocal interaction in *Rana clamitans* and *R.*
468 *virgatipes*. *J. Herpetol.* **24**, 377-382.

469 Glooschenko V, Weller WF, Smith PGR, Alvo R, Archbold JHG (1992) Amphibian
470 distribution with respect to pond water chemistry near Sudbury, Ontario. *Can.*
471 *J. Fish Aquat. Sci.* **49**, 114-121.9 (doi:10.1139/f92-306)

472 Gopurenko D, Williams RN, McCormick CR, DeWoody JA (2006) Insights into the
473 mating habits of the tiger salamander (*Ambystoma tigrinu*) as revealed by
474 genetic parentage analyses. *Mol. Ecol.* **15**, 1917-1928.
475 (doi:10.1111/j.1365-294X.2006.02904.x)

476 Govindarajulu P, Price WS, & Anholt BR (2006) Introduced bullfrogs (*Rana*
477 *catesbeiana*) in western Canada: Has their ecology diverged? *J. Herpetol.* **40**,
478 249-260. (doi:http://dx.doi.org/10.1670/68-05A.1)

479 Greer AL, Collins JP (2008) Habitat fragmentation as a result of biotic and abiotic

480 factors controls pathogen transmission throughout a host population. *J. Anim.*
481 *Ecol.* **77**, 364-369. (doi:10.1111/j.1365-2656.2007.01330.x)

482 Gregoire DR, Gunzburger MS (2008) Effects of predatory fish on survival and
483 behavior of larval Gopher Frogs (*Rana capito*) and Southern Leopard Frogs
484 (*Rana sphenocephala*). *J. Herpetol.* **42**, 97-103.
485 (doi:http://dx.doi.org/10.1670/07-039.1)

486 Grialou JA, West SD, Wilkins RN (2000) The effects of forest clearcut harvesting and
487 thinning on terrestrial salamanders. *J. Wildlife Manage.* **64**, 105-113.
488

489 Hagman M & Shine R (2006) Spawning site selection by feral cane toads (*Bufo*
490 *marinus*) at an invasion front in tropical Australia. *Austral. Ecol.* **31**, 551-558.
491 (doi:10.1111/j.1442-9993.2006.01627.x)

492 Halverson T, Basir YJ, Knoop FC, Conlon JM (2000) Purification and
493 characterization of antimicrobial peptides from the skin of the North American
494 green frog *Rana clamitans*. *Peptides* **21**, 469-476.
495 (doi:10.1016/S0196-9781(00)00178-9)

496 Hamann MI, Gonzalez CE, Kehr AI (2006) Helminth community structure of the
497 oven frog *Leptodactylus latinasus* (Anura, Leptodactylidae) from Corrientes,
498 Argentina. *Acta. Parasitol.* **51**, 294-299. (doi:10.2478/s11686-006-0045-1)

499 Hamer AJ, Lane SJ, Mahony MJ (2002) Management of freshwater wetlands for the
500 endangered green and golden bell frog (*Litoria aurea*): roles of habitat
501 determinants and space. *Biol. Conserv.* **106**, 413-424.

502 (doi:10.1016/S0006-3207(02)00040-X)

503 Hamer AJ, Lane SJ, Mahony MJ (2010) Using probabilistic models to investigate the
504 disappearance of a widespread frog-species complex in high-altitude regions
505 of south-eastern Australia. *Anim. Conserv.* **13**, 275-285.
506 (doi:10.1111/j.1469-1795.2009.00335.x)

507 Hanselmann R, *et al.* (2004) Presence of an emerging pathogen of amphibians in
508 introduced bullfrogs *Rana catesbeiana* in Venezuela. *Biol. Conserv.*
509 **120**, 115-119. (doi:10.1016/j.biocn.2004.02.013)

510 Hartigan A, Phalen DN, & Slapeta J (2010) Museum material reveals a frog parasite
511 emergence after the invasion of the cane toad in Australia. *Parasite Vector* **3**,
512 50. (doi:10.1186/1756-3305-3-50)

513 Hecnar SJ, MCloskey RT (1997) Changes in the composition of a ranid frog
514 community following bullfrog extinction. *Am. Midl. Nat.* **137**, 145-150.

515 Hecnar SJ, MCloskey RT (1997) Spatial scale and determination of species status of
516 the green frog. *Conserv. Biol.* **11**, 670-682.
517 (doi:10.1046/j.1523-1739.1997.96096.x)

518 Hirai T (2004) Diet composition of introduced bullfrog, *Rana catesbeiana*, in the
519 Mizorogaike Pond of Kyoto, Japan. *Ecol. Res.* **19**, 375-380.
520 (doi:10.1111/j.1440-1703.2004.00647.x)

521 Hocking DJ, Semlitsch RD (2007) Effects of timber harvest on breeding-site selection
522 by gray treefrogs (*Hyla versicolor*). *Biol. Conserv.* **138**, 506-513.
523 (doi:10.1016/j.biocon.2007.05.018)

524 Hossack BR, Corn PS, Pilliod DS (2005) Lack of significant changes in the

525 herpetofauna of Theodore Roosevelt National Park, North Dakota, since the
526 1920s. *Am. Midl. Nat.* **154**, 423-432.
527 (doi:[http://dx.doi.org/10.1674/0003-0031\(2005\)154\[0423:LOSCIT\]2.0.CO;2](http://dx.doi.org/10.1674/0003-0031(2005)154[0423:LOSCIT]2.0.CO;2))

528 Howes BJ, Lindsay B, Lougheed SC (2006) Range-wide phylogeography of a
529 temperate lizard, the five-lined skink (*Eumeces fasciatus*). *Mol. Phylogenet.*
530 *Evol.* **40**, 183-194. (doi:10.1016/j.ympev.2006.03.008)

531 Hyne RV, Spolyarich N, Wilson SP, Patra RW, Byrne M, et al. (2009) Distribution of
532 frogs in rice bays within an irrigated agricultural area: links to pesticide usage
533 and farm practices. *Environ. Toxicol. Chem.* **28**, 1255-1265.
534 (doi:10.1897/08-388.1)

535 Jancovich JK, Davidson EW, Parameswaran N, Mao J, Chinchar VG, et al. (2005)
536 Evidence for emergence of an amphibian iridoviral disease because of
537 human-enhanced spread. *Mol. Ecol.* **14**, 213-224.
538 (doi:10.1111/j.1365-294X.2004.02387.x)

539 Jefferson DM, Russell RW (2008) Ontogenetic and fertilizer effects on stable isotopes
540 in the green frog (*Rana clamitans*). *Appl. Herpetol.* **5**, 189-196.
541 (doi:<http://dx.doi.org/10.1163/157075408784648808>)

542 Jennings MR, Fuller MM (2004) Origin and distribution of leopard frogs, *Rana*
543 *pipiens* complex, in California. *Calif. Fish. Game* **90**, 119-139.

544 Jobin B, Rodrigue D, DesGranges JL (2002) Amphibian and reptile diversity along
545 the St. Lawrence River. *Can. Field Nat.* **116**, 551-558.

546 Johnson PTJ, McKenzie VJ, Peterson AC, Kerby JL, Brown J, et al. (2011) Regional

547 decline of an iconic amphibian associated with elevation, land-use change,
548 and invasive species. *Conserv. Biol.* **25**, 556-566.
549 (doi:10.1111/j.1523-1739.2010.01645.x)

550 Jones TR, Collins JP, Kocher TD, Mitton JB (1988) Systematic status and distribution
551 of *Ambystoma Tigrinum Stebbinsi* Lowe (Amphibia, Caudata). *Copeia* **1988**,
552 621-635.

553 Kairo M, Ali B, Cheesman O, Haysom K, & Murphy S (2003) Invasive species
554 threats in the Caribbean Region. Report to the Nature Conservancy, Arlington,
555 Virginia.

556 Kaiser H (1992) The trade-mediated introduction of *Eleutherodactylus Martinicensis*
557 (Anura, Leptodactylidae) on St-Barthelemy, French-Antilles, and its
558 implications for Lesser Antillean Biogeography. *J. Herpetol.* **26**, 264-273.

559 Kaiser H, Green DM, Schmid M (1994) Systematics and biogeography of eastern
560 caribbean frogs (Leptodactylidae, *Eleutherodactylus*), with the description of a
561 new species from Dominica. *Can. J. Zool.* **72**, 2217-2237.
562 (doi:10.1139/z94-297)

563 Kam YC, Yen CF, Hsu CL (1998) Water balance, growth, development, and survival
564 of arboreal frog eggs (*Chirixalus eiffingeri*, rhacophoridae): Importance of egg
565 distribution in bamboo stumps. *Physiol. Zool.* **71**, 534-540.

566 Karns DR (1992) Effects of acidic bog habitats on amphibian reproduction in a
567 northern Minnesota peatland. *J. Herpetol.* **26**, 401-412.

568 Karraker NE, Ruthig GR (2009) Effect of road deicing salt on the susceptibility of

569 amphibian embryos to infection by water molds. *Environ. Res.* **109**, 40-45.
570 (doi:10.1016/j.envres.2008.09.001,)

571 Kerney R, Hanken J (2008) Gene expression reveals unique skeletal patterning in the
572 limb of the direct-developing frog, *Eleutherodactylus coqui*. *Evol. Dev.* **10**,
573 439-448. (doi:10.1111/j.1525-142X.2008.00255.x)

574 Kovar R, Brabec M, Vita R, Bocek R (2009) Spring migration distances of some
575 Central European amphibian species. *Amphibia-Reptilia* **30**, 367-378.
576 (doi:http://dx.doi.org/10.1163/156853809788795236)

577 Krizmanic II, Ivanovic AT (2010) Population systems of the *Pelophylax esculentus*
578 complex in the southern part of its range. *Folia Zool.* **59**, 215-222.

579 Kurzava LM, Morin PJ (1994) Consequences and causes of geographic variation in
580 the body Size of a keystone predator, *Notophthalmus viridescens*. *Oecologia*
581 **99**, 271-280. (doi:10.1007/BF00627739)

582 Kurzava LM, Morin PJ (1998) Tests of functional equivalence: Complementary roles
583 of salamanders and fish in community organization. *Ecology* **79**, 477-489.
584 (doi:http://dx.doi.org/10.1890/0012-9658(1998)079[0477:TOFECR]2.0.CO;2
585)

586 Kuyt E (1991) A Communal Overwintering Site for the Canadian Toad, *Bufo*
587 *americanus hemiophrys*, in the Northwest Territories. *Can. Field Nat.* **105**,
588 119-121.

589 Lafferty KD & Page CJ (1997) Predation on the endangered tidewater goby,
590 *Eucyclogobius newberryi*, by the introduced African clawed frog, *Xenopus*

591 *laevis*, with notes on the frog's parasites. *Copeia* **1997**, 589-592.

592 Lampo M & De Leo GA (1998) The invasion ecology of the toad *Bufo marinus*: From
593 South America to Australia. *Ecol. Appl.* **8**, 388-396.
594 (do:10.1890/1051-0761(1998)008[0388:TIEOTT]2.0.CO;2)

595 Lanza B (1962) On the introduction of *Rana ridibunda* (Pallus) and *Rana catesbeiana*
596 (Shaw) in Italy. *Copeia* **1962**, 642-643.

597 Lauck B, Swain R, Barmuta L (2005) Breeding site characteristics regulating life
598 history traits of the brown tree frog, *Litoria ewingii*. *Hydrobiologia* **537**,
599 135-146. (doi:10.1007/s10750-004-2790-1)

600 Lauck B, Swain R, Barmuta L (2005) Impacts of shading on larval traits of the frog
601 *Litoria ewingii* in a commercial forest, Tasmania, Australia. *J. Herpetol.* **39**,
602 478-486. (doi:http://dx.doi.org/10.1670/52-04A.1)

603 Laufer G, Canavero A, Nunez D, & Maneyro R (2008) Bullfrog (*Lithobates*
604 *catesbeianus*) invasion in Uruguay. *Biol. Invasions* **10**,1183-1189.
605 (do:10.1007/s10530-007-9178-x)

606 Leblois R, Rousset F, Tikel D, Moritz C, & Estoup A (2000) Absence of evidence for
607 isolation by distance in an expanding cane toad (*Bufo marinus*) population: an
608 individual-based analysis of microsatellite genotypes. *Mol. Ecol.* **9**, 1905-1909.
609 (do:10.1046/j.1365-294x.2000.01091.x)

610 Lehtinen RM, Skinner AA (2006) The enigmatic decline of Blanchard's Cricket Frog
611 (*Acris crepitans blanchardi*): A test of the habitat acidification hypothesis.
612 *Copeia* **2006**, 159-167.

- 613 Lengagne T, Joly P (2010) Paternity control for externally fertilised eggs: behavioural
614 mechanisms in the waterfrog species complex. *Behav. Ecol. Sociobiol.* **64**,
615 1179-1186. (doi:10.1007/s00265-010-0934-z)
- 616 Lillo F, Faraone F, & Lo Valvo M (2010) Can the introduction of *Xenopus laevis*
617 affect native amphibian populations? Reduction of reproductive occurrence in
618 presence of the invasive species. *Biol. Invasions* **13**, 1-9.
619 (doi:10.1007/s10530-010-9911-8)
- 620 Livo, L.J., Smith, H.M. & Chiszar, D. (2006) Guide to the reptiles and amphibians of
621 Colorado. Colorado Herpetological Society, <http://coloherp.org/geo/index.php>,
622 accessed 12 October 2010.
- 623 Lobos G & Jaksic FM (2005) The ongoing invasion of African clawed frogs (*Xenopus*
624 *laevis*) in Chile: causes of concern. *Biodivers. Conserv.* **14**, 429-439.
- 625 Longcore JR, Longcore JE, Pessier AP, Halteman WA (2007) Chytridiomycosis
626 widespread in anurans of northeastern United States. *J. Wildlife Manage.* **71**,
627 435-444. (doi:10.1007/s10531-004-6403-0)
- 628 Lopez-Flores M & Vilella FJ (2003) Predation of a white-cheeked pintail (*Anas*
629 *bahamensis*) duckling by a bullfrog (*Rana catesbeiana*). *Caribb. J. Sci.* **39**,
630 240-241.
- 631 Luddecke H (2001) Variation in mating pattern in a population of the Andean frog
632 *Hyla labialis*. *Amphibia-Reptilia* **22**, 199-207.
633 (doi:<http://dx.doi.org/10.1163/15685380152030427>)
- 634 Luja V & Rodríguez-Estrella R (2010) The invasive bullfrog *Lithobates catesbeianus*

635 in oases of Baja California Sur, Mexico: potential effects in a fragile
636 ecosystem. *Biol. Invasions* **12**,1-5. (doi:10.1007/s10530-010-9713-z)

637 Luque JL, Martins AN, Tavares LER (2005) Community structure of metazoan
638 parasites of the yellow Cururu toad, *Bufo ictericus* (Anura, Bufonidae) from
639 Rio de Janeiro, Brazil. *Acta Parasitol.* **50**, 215-220.

640 Lynch JD (1978) Distribution of leopard frogs (*Rana-Blairi* and *Rana-Pipiens*)
641 (Amphibia, Anura, Ranidae) in Nebraska. *J. Herpetol.* **12**, 157-162.

642 Mac Nally R, Horrocks G, Lada H, Lake PS, Thomson JR, et al. (2009) Distribution
643 of anuran amphibians in massively altered landscapes in south-eastern
644 Australia: effects of climate change in an aridifying region. *Global Ecol.*
645 *Biogeogr.* **18**, 575-585. (doi:10.1111/j.1466-8238.2009.00469.x)

646 Mackenzie DI, Nichols JD, Seamans ME, Gutierrez RJ (2009) Modeling species
647 occurrence dynamics with multiple states and imperfect detection. *Ecology*
648 **90**, 823-835. (doi:10.1890/08-0141.1)

649 Measey GJ (2001) Growth and ageing of feral *Xenopus laevis* (Daudin) in South
650 Wales, UK. *J. Zool.* **254**, 547-555. (doi:10.1017/S0952836901001054)

651 Gorman TA, Bishop DC, Haas CA (2009) Spatial interactions between two species of
652 frogs: *Rana okaloosae* and *R. clamitans clamitans*. *Copeia* **2009**, 138-141.
653 (doi:10.1643/CE-07-258)

654 Madison DM, Farrand L (1998) Habitat use during breeding and emigration in
655 radio-implanted tiger salamanders, *Ambystoma tigrinum*. *Copeia* **1998**,
656 402-410.

657 Mahon R & Aiken K (1977) The establishment of the North American bullfrog, *Rana*

658 *catesbeiana* (Amphibia, Anura, Ranidae) in Jamaica. *J. Herpetol.* **11**,197-199.

659 Maret TJ, Snyder JD, Collins JP (2006) Altered drying regime controls distribution of
660 endangered salamanders and introduced predators. *Biol. Conserv.* **127**,
661 129-138. (doi:10.1016/j.biocon.2005.08.003)

662 Marquez R, Esteban M, Castanet J (1997) Sexual size dimorphism and age in the
663 midwife toads *Alytes obstetricans* and *A. cisternasii*. *J. Herpetol.* **31**, 52-59.

664 Martinez-Solano I, Bosch J, Garcia-Paris M (2003) Demographic trends and
665 community stability in a montane amphibian assemblage. *Conserv. Biol.* **17**,
666 238-244. (doi:10.1046/j.1523-1739.2003.01096.x)

667 Marunouchi J, Tsuruda K, & Noguchi T (2003) *Cynops pyrrhogaster* (Japanese newt):
668 Predation by introduced *Rana Catesbeiana* (Bullfrog). *Herpetol. bulletin* **83**,
669 31-32.

670 Maskas SD, Cruzan MB (2000) Patterns of intraspecific diversification in the
671 *Piriqueta caroliniana* complex in southeastern North America and the
672 Bahamas. *Evolution* **54**, 815-827. (doi:10.1111/j.0014-3820.2000.tb00082.x)

673 Mattfeldt SD, Bailey LL, Grant EHC (2009) Monitoring multiple species: Estimating
674 state variables and exploring the efficacy of a monitoring program. *Biol.*
675 *Conserv.* **142**, 720-737. (doi:10.1016/j.biocon.2008.12.002)

676 Measey GJ & Tinsley RC (1998) Feral *Xenopus laevis* in South Wales. *Herpetol. J.* **8**,
677 23-27.

678 Measey GJ (1998) Diet of feral *Xenopus laevis* (Daudin) in South Wales, UK. *J. Zool.*
679 **246**, 287-298. (doi:http://dx.doi.org/10.1017/S0952836998009959)

680 Melzer S, Bishop PJ (2010) Skin peptide defences of New Zealand frogs against
681 chytridiomycosis. *Anim. Conserv.* **13**, 44-52.
682 (doi:10.1111/j.1469-1795.2009.00340.x)

683 Minnis, R. (2000) Mississippi Herpetological Atlas. Mississippi cooperative fish and
684 wildlife research unit, <http://www.cfr.msstate.edu/gap/atlas.htm>, accessed 12
685 October 2010.

686 Monson SM, Powers DR, Schmitt JM, Kimberly DJ (2009) Distribution of aquaporin
687 water channels in osmoregulatory tissues of the rough-skinned newt (*Taricha*
688 *granulosa*). *Integr. Comp. Biol.* **49**, E275-E275.

689 Montanucci RR (2006) A review of the amphibians of the Jim Timmerman Natural
690 Resources Area, Oconee and Pickens counties, South Carolina. *Southeast Nat.*
691 **5**, 1-58. (doi:10.1656/1528-7092(2006)5[1:AROTAO]2.0.CO;2)

692 Moore RD, Griffiths RA, Roman A (2004) Distribution of the Mallorcan midwife
693 toad (*Alytes muletensis*) in relation to landscape topography and introduced
694 predators. *Biol. Conserv.* **116**, 327-332.
695 (doi:10.1016/S0006-3207(03)00202-7)

696 Murphy MA, Evans JS, Storfer A (2010) Quantifying *Bufo boreas* connectivity in
697 Yellowstone National Park with landscape genetics. *Ecology* **91**, 252-261.
698 (doi:10.1890/08-0879.1)

699 Ninomiya H, Zhang QH, Elinson RP (2001) Mesoderm formation in
700 *Eleutherodactylus coqui*: Body patterning in a frog with a large egg. *Dev. Biol.*
701 **236**, 109-123. (doi:10.1006/dbio.2001.0310)

702 Nyman S, Wilkinson RF, Hutcherson JE (1993) Cannibalism and size relations in a
703 cohort of larval ringed salamanders (*Ambystoma-Annulatum*). *J. Herpetol.* **27**,
704 78-84.

705 Olah-Hemmings V, Jaeger JR, Sredl MJ, Schlaepfer MA, Jennings RD, et al. (2010)
706 Phylogeography of declining relict and lowland leopard frogs in the desert
707 Southwest of North America. *J. Zool.* **280**, 343-354.
708 (doi:10.1111/j.1469-7998.2009.00667.x)

709 Oldham, M.J. & Weller, W.F. (2000) Ontario Herpetofaunal Atlas. Natural Heritage
710 Information Centre, Ontario Ministry of Natural Resources,
711 <http://www.mnr.gov.on.ca/MNR/nhic/herps/ohs.html>, accessed 12 October
712 2010.

713 Orizaola G, Brana F (2006) Effect of salmonid introduction and other environmental
714 characteristics on amphibian distribution and abundance in mountain lakes of
715 northern Spain. *Anim. Conserv.* **9**, 171-178.
716 (doi:10.1111/j.1469-1795.2006.00023.x)

717 Panik HR, Barrett S (1994) Distribution of amphibians and reptiles along the Truckee
718 River System. *Northwest Sci.* **68**, 197-204.

719 Pearman PB (1993) Effects of habitat size on tadpole populations. *Ecology* **74**:
720 1982-1991.

721 Pehek EL (1995) Competition, ph, and the ecology of larval *Hyla Andersonii*. *Ecology*
722 **76**, 1786-1793.

723 Pellet J, Schmidt BR (2005) Monitoring distributions using call surveys: estimating

724 site occupancy, detection probabilities and inferring absence. *Biol. Conserv.*
725 **123**, 27-35. (doi:10.1016/j.biocon.2004.10.005)

726 Perrill SA, Shepherd WJ (1989) Spatial distribution and male-male communication in
727 the Northern cricket frog, *Acris Crepitans Blanchardi*. *J. Herpetol.* **23**,
728 237-243.

729 Pessier AP, Nichols DK, Longcore JE, Fuller MS, (1999). Cutaneous
730 chytridiomycosis in poison dart frogs (*Dendrobates* spp.) and White's tree
731 frogs (*Litoria caerulea*). *J. Vet. Diagn. Invest.* **11**, 194–199.

732 Phillips BL & Shine R (2004) Adapting to an invasive species: Toxic cane toads
733 induce morphological change in Australian snakes. *P. Natl. Acad. Sci. USA*
734 **101**,17150-17155. (doi:10.1073/pnas.0406440101)

735 Phillips BL & Shine R (2005) The morphology, and hence impact, of an invasive
736 species (the cane toad, *Bufo marinus*): changes with time since colonisation.
737 *Anim. Conserv.* **8**,407-413. (doi:10.1017/S1367943005002374)

738 Phillips BL & Shine R (2006) Spatial and temporal variation in the morphology (and
739 thus, predicted impact) of an invasive species in Australia. *Ecography*
740 **29**,205-212. (doi:10.1111/j.2006.0906-7590.04413.x)

741 Phillips BL, Brown GP, Webb JK, & Shine R (2006) Invasion and the evolution of
742 speed in toads. *Nature* **439**,803-803. (doi:10.1038/439803a)

743 Phillips, C.A., Petzing, J.E. & Mayer, C.A. (2003) The Illinois Natural History
744 Amphibian and Reptile Collection. Illinois Natural History Survey,
745 <http://www.inhs.uiuc.edu/cbd/collections/amprep/amprepintro.html>, accessed

746 12 October 2010.

747 Pierce BA, Gutzwiller KJ (2004) Auditory sampling of frogs: Detection efficiency in
748 relation to survey duration. *J. Herpetol.* **38**, 495-500.
749 (doi:<http://dx.doi.org/10.1670/91-04A>)

750 Pimenta BVS, Wachlevski M, Cruz CAG (2008) Morphological and acoustical
751 variation, geographic distribution, and conservation status of the spinythumb
752 frog *Crossodactylus bokermanni* Caramaschi and Sazima, 1985 (Anura,
753 Hylodidae). *J. Herpetol.* **42**, 481-492.
754 (doi:<http://dx.doi.org/10.1670/07-164.1>)

755 Pizzatto L & Shine R (2008) The behavioral ecology of cannibalism in cane toads
756 (*Bufo marinus*). *Behav. Ecol. Sociobiol.* **63**,123-133.
757 (doi:10.1007/s00265-008-0642-0)

758 Pizzatto L & Shine R (2009) Native Australian frogs avoid the scent of invasive cane
759 toads. *Austral. Ecol.* **34**,77-82. (doi:10.1111/j.1442-9993.2008.01886.x)

760 Platz JE, Lathrop A, Hofbauer L, Vradenburg M (1997) Age distribution and
761 longevity in the Ramsey Canyon leopard frog, *Rana subaquavocalis*. *J.*
762 *Herpetol.* **31**, 552-557.

763 Procacci.Dj, Doyle CM (1968) Fractional distribution and variation in liver stored
764 metabolites in subspecies of *Rana Pipiens*. *Am. Zoologist* **8**, 765-&.

765 Raffel TR, Lloyd-Smith JO, Sessions SK, Hudson PJ, Rohr JR (2011) Does the early
766 frog catch the worm? Disentangling potential drivers of a parasite
767 age-intensity relationship in tadpoles. *Oecologia* **165**, 1031-1042.

768 (doi:10.1007/s00442-010-1776-0)

769 Rebelo R, *et al.* (2010) *Xenopus laevis* (Daudin, 1802), a new exotic amphibian in
770 Portugal. *Biol. Invasions* **12**, 3383-3387. (doi:10.1007/s10530-010-9757-0)

771 Recuero E, Martinez-Solano I, Parra-Olea G, Garcia-Paris M (2006) Phylogeography
772 of *Pseudacris regilla* (Anura : Hylidae) in western North America, with a
773 proposal for a new taxonomic rearrangement. *Mol. Phylogenet. Evol.* **39**,
774 293-304. (doi:10.1016/j.ympev.2005.10.011)

775 Reeder AL, Ruiz MO, Pessier A, Brown LE, Levensgood JM, *et al.* (2005)
776 Intersexuality and the cricket frog decline: Historic and geographic trends.
777 *Environ. Health Persp.* **113**, 261-265. (doi:10.1289/ehp.7276)

778 Remonti L, Balestrieri A, Prigioni C (2009) Altitudinal gradient of Eurasian otter
779 (*Lutra lutra*) food niche in Mediterranean habitats. *Can. J. Zool.* **87**, 285-291.
780 (doi:10.1139/Z09-011)

781 Rhoden HR, Bolek MG (2011) Distribution and reproductive strategies of *Gyrinicola*
782 *Batrachiensis* (Oxyuroidea: Pharyngodonidae) in larvae of eight species of
783 amphibians from Nebraska. *J. Parasitol.* **97**, 629-635.
784 (doi:http://dx.doi.org/10.1645/GE-2670.1)

785 Rissler LJ, Taylor DR (2003) The phylogenetics of Desmognathine salamander
786 populations across the southern Appalachians. *Mol. Phylogenet. Evol.* **27**,
787 197-211. (doi:10.1016/S1055-7903(02)00405-0)

788 Robertson IC, Weatherhead PJ (1992) The role of temperature in microhabitat
789 selection by northern water snakes (*Nerodia-Sipedon*). *Can. J. Zool.* **70**,
790 417-422. (doi:10.1139/z92-063)

791 Rödder D (2009) Human footprint, facilitated jump dispersal, and the potential
792 distribution of the invasive *Eleutherodactylus johnstonei* Barbour 1914 (Anura
793 Eleutherodactylidae). *Trop. Zool.* **22**, 205-217.

794 Rödder D (2009) 'Sleepless in Hawaii' - does anthropogenic climate change enhance
795 ecological and socioeconomic impacts of the alien invasive *Eleutherodactylus*
796 *coqui* Thomas 1966 (Anura: Eleutherodactylidae)? *North-West. J. Zool.* **5**,
797 16-25.

798 Rodriguez A, De la Nuez D, Alonso R (2010) Intraspecific variation in the
799 advertisement call of the cloud-forest frog *Eleutherodactylus glamyrus* (Anura:
800 Eleutherodactylidae). *J. Herpetol.* **44**, 457-466.
801 (doi:<http://dx.doi.org/10.1670/09-038.1>)

802 Rorabaugh JC, Howland JM, Babb RD (2004) Distribution and habitat use of the
803 Pacific treefrog (*Pseudacris regilla*) on the lower Colorado River and in
804 Arizona. *Southwest Nat.* **49**, 94-99.
805 (doi:[http://dx.doi.org/10.1894/0038-4909\(2004\)049<0094:DAHUOT>2.0.CO;](http://dx.doi.org/10.1894/0038-4909(2004)049<0094:DAHUOT>2.0.CO;2)
806 2)

807 Royle JA (2004) Modeling abundance index data from anuran calling surveys.
808 *Conserv. Biol.* **18**, 1378-1385. (doi:10.1111/j.1523-1739.2004.00147.x)

809 Rustigian HL, Santelmann MV, Schumaker NH (2003) Assessing the potential
810 impacts of alternative landscape designs on amphibian population dynamics.
811 *Landscape Ecol.* **18**, 65-81. (doi:10.1023/A:1022936613275)

812 Ruthig GR (2008) The influence of temperature and spatial distribution on the

813 susceptibility of southern leopard frog eggs to disease. *Oecologia* **156**,
814 895-903. (doi:10.1007/s00442-008-1026-x)

815 Santos-Barrera, G., Hammerson, G., Hedges, B., Joglar, R., Inchaustegui, S.,
816 Kuangyang, L., Wenhao, C., Huiqing, G., Haitao, S., Diesmos, D., Iskandar, I.,
817 van Dijk, P.P., Matsui, M., Schmidt, B., Miaud, C., Martínez-Solano, I.,
818 Salvador, A., García-París, M., Gil, E.R., La Marca, E., García-Pérez, J.E.,
819 Corti, C., Stuart, S.N., Chanson, J.S., Cox, N. & Young, B.E. (2004). *Rana*
820 *catesbeiana*. Global Amphibian Assessment, IUCN, Conservation
821 International, and NatureServe. www.globalamphibians.org. accessed 10
822 October 2010.

823 Sas I (2010) The *Pelophylax esculentus* complex in North-Western Romania:
824 distribution of the population systems. *North-West. J. Zool.* **6**, 294-308

825 Savage AE, et al. (2011) First Record of *Batrachochytrium dendrobatidis* Infecting
826 Four Frog Families from Peninsular Malaysia. *EcoHealth* **8**,1-8.
827 (doi:10.1007/s10393-011-0685-y)

828 Scalera R (2007) Virtues and shortcomings of EU legal provisions for managing NIS:
829 *Rana catesbeiana* and *Trachemys scripta elegans* as case studies. Biological
830 invaders in inland waters: Profiles, distribution, and threats 669-678.

831 Schmidt BR (2005) Monitoring the distribution of pond-breeding amphibians when
832 species are detected imperfectly. *Aquatic Conservation-Marine and*
833 *Freshwater Ecosystems* **15**, 681-692. (doi:10.1002/aqc.740)

834 Schmidt RE, Hunsinger TW, Coote T, Griffin-Noyes E, Kiviat E (2004) The

835 Mudpuppy (*Necturus maculosus*) in the tidal Hudson River, with comments
836 on its status as native. *Northeast Nat.* **11**, 179-188.
837 (doi:[http://dx.doi.org/10.1656/1092-6194\(2004\)011\[0179:TMNMIT\]2.0.CO;](http://dx.doi.org/10.1656/1092-6194(2004)011[0179:TMNMIT]2.0.CO;2)
838 2)

839 Schock DM, Ruthig GR, Collins JP, Kutz SJ, Carriere S, et al. (2010) Amphibian
840 chytrid fungus and ranaviruses in the Northwest Territories, Canada. *Dis.*
841 *Aqua. Organ.* **92**, 231-240. (doi:10.3354/dao02134)

842 Semeniuk M, Lemckert F, & Shine R (2007) Breeding-site selection by cane toads
843 (*Bufo marinus*) and native frogs in northern New South Wales, Australia.
844 *Wildlife Res.* **34**,59-66. (doi:10.1071/WR06112)

845 Shepard DB (2002) Spatial relationships of male green frogs (*Rana clamitans*)
846 throughout the activity season. *Am. Midl. Nat.* **148**, 394-400.
847 (doi:[http://dx.doi.org/10.1674/0003-0031\(2002\)148\[0394:SRMGF\]2.0.CO;2](http://dx.doi.org/10.1674/0003-0031(2002)148[0394:SRMGF]2.0.CO;2)
848)

849 Silvano DL & Segalla MV (2005) Conservation of Brazilian amphibians. *Conserv.*
850 *Biol.* **19**,653-658. (doi:10.1111/j.1523-1739.2005.00681.x)

851 Skelly DK (1995) Competition and the distribution of spring peeper larvae. *Oecologia*
852 **103**, 203-207. (doi:10.1007/BF00329081)

853 Smith GR, Dingfelder HA, Vaala DA (2003) Distribution and abundance of
854 amphibian larvae within two temporary ponds in Central Ohio, USA. *J.*
855 *Freshwater Ecol.* **18**, 491-496. (doi:10.1080/02705060.2003.9663985)

856 Smith K, Hale J, Austin J, Melville J (2011) Isolation and characterization of

857 microsatellite markers for the *Litoria ewingii* complex and their use in
858 conservation and hybridization studies. *Conservation Genetics Resources* **3**,
859 621-624. (doi:10.1007/s12686-011-9418-3)

860 Smith MJ, Osborne W, Hunter D (2003) Geographic variation in the advertisement
861 call structure of *Litoria verreauxii* (Anura : Hylidae). *Copeia* **2003**, 750-758.
862 (doi:10.1643/CH-10-012)

863 Sos T (2007) Notes on distribution and current status of herpetofauna in the northern
864 area of Brasov County (Romania). *North-West. J. Zool.* **3**, 34-52.

865 Sotiropoulos K, Eleftherakos K, Dzukic G, Kaiezic ML, Legakis A, et al. (2007)
866 Phylogeny and biogeography of the alpine newt *Mesotriton alpestris*
867 (Salamandridae, Caudata), inferred from mtDNA sequences. *Mol. Phylogenet.*
868 *Evol.* **45**, 211-226. (doi:10.1016/j.ympcv.2007.03.012)

869 Sotiropoulos K, Eleftherakos K, Kalezic ML, Legakis A, Polymeni RM (2008)
870 Genetic structure of the alpine newt, (Salamandridae, Caudata), in the
871 southern limit of its distribution: Implications for conservation. *Biochem.*
872 *Syst. Ecol.* **36**, 297-311. (doi:10.1016/j.bse.2007.10.002)

873 Sotiropoulos K, Legakis A, Polymeni RM (2008) Patterns of morphometric variation
874 in the alpine newt (*Mesotriton alpestris*) at the southern limit of its distribution:
875 environmental correlates. *Integr. Zool.* **3**, 123-133.
876 (doi:10.1111/j.1749-4877.2008.00074.x)

877 Sredl M, Caldwell D, 2000. Wintertime population surveys – call for volunteers.
878 *Sonoran Herpetologist* **13**,1.

- 879 Steele CA, Storfer A (2006) Coalescent-based hypothesis testing supports multiple
880 Pleistocene refugia in the Pacific Northwest for the Pacific giant salamander
881 (*Dicamptodon tenebrosus*). *Mol. Ecol.* **15**, 2477-2487.
882 (doi:10.1111/j.1365-294X.2006.02950.x)
- 883 Stewart MM (1995) Climate driven population fluctuations in rain-forest frogs. *J.*
884 *Herpetol.* **29**, 437-446.
- 885 Strugariu A, Gherghel I (2008) A preliminary report on the composition and
886 distribution of the herpetofauna in the Lower Prut River Basin (Romania).
887 *North-West J. Zool.* **4**, S49-S69.
- 888 Strugariu A, Zamfirescu SR, Nicoara A, Gherghel I, Sas I, et al. (2008) Preliminary
889 data regarding the distribution and status of the herpetofauna in Iasi County
890 (Romania). *North-West. J. Zool.* **4**, S1-S23.
- 891 Stumpel AHP (1992) Successful reproduction of introduced bullfrogs *Rana*
892 *catesbeiana* in northwestern Europe: a potential threat to indigenous
893 amphibians. *Biol. Conserv.* **60**, 61-62. (doi:10.1016/0006-3207(92)90800-3)
- 894 Sundaram KMS (1995) Distribution, persistence, and fate of mexacarbate in the
895 aquatic environment of a mixed-wood boreal forest. *J. Environ. Sci. Health B*
896 **30**, 651-683. (doi:10.1080/03601239509372959)
- 897 Tan B & Tan K (2002) Invasive alien species in Singapore: a review. *Proceedings of*
898 *the South and Southeast Asia Workshop on Invasive Alien Species, August 2002,*
899 *Bangkok, Thailand: 14-16.*
- 900 Tarkhnishvili D, Hille A, Bohme W (2001) Humid forest refugia, speciation and

901 secondary introgression between evolutionary lineages: differentiation in a
902 Near Eastern brown frog, *Rana macrocnemis*. *Biol. J. Linn. Soc.* **74**, 141-156.
903 (doi:10.1111/j.1095-8312.2001.tb01383.x)

904 Tarr TL, Babbitt KJ (2002) Effects of habitat complexity and predator identity on
905 predation of *Rana clamitans* larvae. *Amphibia-Reptilia* **23**, 13-20.
906 (doi:http://dx.doi.org/10.1163/156853802320877591)

907 Templeton AR, Routman E, Phillips CA (1995) Separating population structure from
908 population History - a cladistics analysis of the geographical distribution of
909 mitochondrial DNA haplotypes in the tiger salamander, *Ambystoma Tigrinum*.
910 *Genetics* **140**, 767-782.

911 Thiemann GW, Wassersug RJ (2000) Biased distribution of trematode metacercariae
912 in the nephric system of *Rana* tadpoles. *J. Zool.* **252**, 534-538.
913 (doi:10.1111/j.1469-7998.2000.tb01236.x)

914 Thurley T, Bell BD (1994) Habitat distribution and predation on a western population
915 of terrestrial leiopelma (Anura, Leiopelmatidae) in the Northern King
916 Country, New Zealand. *New Zeal. J. Zool.* **21**, 431-436.
917 (doi:10.1080/03014223.1994.9518013)

918 Tyler MJ (1979) Introduction and current distribution in the New Hebrides of the
919 Australian Hylid Frog *Litoria-Aurea*. *Copeia* 355-356.

920 Upper Midwest Environmental Sciences Center (2005) American Bullfrog *Rana*
921 *catesbeiana*.
922 http://www.umesc.usgs.gov/terrestrial/amphibians/field_guide/american_bullfr

923 [og.html](#), accessed 13 October 2010.

924 Urban MC, Phillips BL, Skelly DK, & Shine R (2007) The cane toad's (*Chaunus*
925 [*Bufo*] *marinus*) increasing ability to invade Australia is revealed by a
926 dynamically updated range model. *P. R. Soc. B.* **274**,1413-1419.
927 (doi:10.1098/rspb.2007.0114)

928 Urban MC, Phillips BL, Skelly DK, & Shine R (2008) A toad more traveled: the
929 heterogeneous invasion dynamics of cane toads in Australia. *Am. Nat.* **171**,
930 134-148. (doi:10.1086/527494)

931 Van Beurden E & Grigg G (1980) An isolated and expanding population of the
932 introduced toad *Bufo marinus* in New South Wales. *Aust. Wild. Res.* **7**,
933 305-310.

934 Vences M, Grossenbacher K, Puente M, Palanca A, Vieites DR (2003) The Cambales
935 fairy tale: elevational limits of *Rana temporaria* (Amphibia : Ranidae) and
936 other European amphibians revisited. *Folia Zool.* **52**, 189-202.

937 Viernes KJF (1995) Bullfrog predation on an endangered common moorhen chick at
938 Hanalei National Wildlife Refuge, Kaua'i *Elepaio* **55**,37.

939 Vigni FL, Licata F, Anza S (2011) Waterfrog (*Pelophylax* sp.) found near
940 Domusnovas in southwestern Sardinia, Italy. *Herpetozoa* **24**, 101-103.

941 Virginia Department of Game & Inland Fish (2004) American Bullfrog (*Rana*
942 *catesbeiana*).

943 <http://www.dgif.virginia.gov/wildlife/species/display.asp?id=020004>, accessed
944 08 October 2010

945 Von May R, *et al.* (2008) Current state of conservation knowledge on threatened
946 amphibian species in Peru. *Trop. Conserv. Sci.* **1**,376-396.

947 Voros J, Mitchell A, Waldman B, Goldstien S, Gemmell NJ (2008) Crossing the
948 Tasman Sea: Inferring the introduction history of *Litoria aurea* and *Litoria*
949 *raniformis* (Anura : Hylidae) from Australia into New Zealand. *Austral. Ecol.*
950 **33**, 623-629.

951 Wallace JE, Steidl RJ, Swann DE (2010) Habitat characteristics of lowland leopard
952 frogs in mountain canyons of Southeastern Arizona. *J. Wildlife Manage.* **74**,
953 808-815. (doi:10.2193/2009-207)

954 Walls SC, Waddle JH, Dorazio RM (2011) Estimating occupancy dynamics in an
955 anuran assemblage from Louisiana, USA. *J. Wildlife Manage.* **75**, 751-761.
956 (doi:10.1002/jwmg.97)

957 Wassens S, Watts RJ, Jansen A, Roshier D (2008) Movement patterns of southern bell
958 frogs (*Litoria raniformis*) in response to flooding. *Wildlife Res.* **35**, 50-58.
959 (doi:10.1071/WR07095)

960 Watson G, Littlejohn M (1985) Patterns of distribution, speciation and vicariance
961 biogeography of southeastern Australian amphibians. *Biology of Australasian*
962 *Frogs and Reptiles* Royal Zoological Society of New South Wales, Sydney
963 91: 97.

964 Wente WH, Phillips JB (2003) Fixed green and brown color morphs and a novel
965 color-changing morph of the Pacific tree frog *Hyla regilla*. *Am. Nat.* **162**,
966 461-473. (doi:10.1086/378253)

967 Werner EE, Glennemeier KS (1999) Influence of forest canopy cover on the breeding
968 pond distributions of several amphibian species. *Copeia* **1999**, 1-12.

969 Werner EE, Mcpeek MA (1994) Direct and indirect effects of predators on 2 anuran
970 species along an environmental gradient. *Ecology* **75**, 1368-1382.

971 Wilson B, Koenig S, van Veen R, Miersma E, & Craig Rudolph D (2011) Cane toads
972 a threat to West Indian wildlife: mortality of Jamaican boas attributable to toad
973 ingestion. *Biol Invasions* **13**,1-6. (doi:10.1007/s10530-010-9787-7)

974 Young BE, Lips KR, Reaser JK, Ibanez R, Salas AW, et al. (2001) Population
975 declines and priorities for amphibian conservation in Latin America. *Conserv.*
976 *Bio.* **15**, 1213-1223. (doi:10.1111/j.1523-1739.2001.00218.x)

977 Zaldivar-Riveron A, Leon-Regagnon V, de Oca ANM (2004) Phylogeny of the
978 Mexican coastal leopard frogs of the *Rana berlandieri* group based on
979 mtDNA sequences. *Mol. Phylogenet. Evol.* **30**, 38-49.
980 (doi:10.1016/S1055-7903(03)00141-6)

981 Zampella RA, Bunnell JF (2000) The distribution of anurans in two river systems of a
982 coastal plain watershed. *J. Herpetol.* **34**, 210-221.

983

984 **Appendix S4** Description of the method used to minimize the *B. dendrobatidis*
985 sampling bias.

986 We used the FactorBiasOut method to account for the potential problem of *Bd*
987 sampling bias. It is an approach to ensure that the bias in the presence and
988 pseudo-absence data are the same so that, under reasonable assumptions, they cancel
989 one another out [1, 2]. To accomplish this, we used the default MaxEnt setting of
990 random selection of 10,000 sites from the whole study area as background data, which
991 consisted of both presence and pseudo-absence localities. Hence, both the background
992 data and species presence were biased in the same manner [1, 3]. The bias grid
993 approach more explicitly corrects for sampling bias by providing a grid of the total
994 number of amphibians sampled in each cell as a proxy for sampling effort. This
995 approach can be implemented for *Bd* because researchers generally reported sample
996 sizes (the number of amphibian individuals examined) for *Bd* positive (1,829
997 localities) and negative samples (2,125 localities) (electronic supplementary material,
998 figure S1). The bias file thus describes the number of amphibian individuals examined
999 for *Bd* in surveyed grids, and uses a mask variable to remove un-surveyed grids.

1000 **References:**

- 1001 1. Dudík M., Schapire R.E., Phillips S.J. 2005 Correcting sample selection bias in
1002 maximum entropy density estimation. *Advances in neural information*
1003 *processing systems 18: proceedings of the 2005 conference*, pp. 323-330. MIT
1004 Press, Cambridge, MA.
- 1005 2. Phillips S.J., Dudík M., Elith J., Graham C.H., Lehmann A., Leathwick J., Ferrier

1006 S. 2009 Sample selection bias and presence-only distribution models:
1007 implications for background and pseudo-absence data. *Ecol. Appl.* **19**, 181-197.
1008 (doi:<http://dx.doi.org/10.1890/07-2153.1>)
1009 3. Phillips S.J., Dudík M. 2008 Modeling of species distributions with Maxent: new
1010 extensions and a comprehensive evaluation. *Ecography* **31**, 161-175.
1011 (doi:[10.1111/j.0906-7590.2008.5203.x](https://doi.org/10.1111/j.0906-7590.2008.5203.x))
1012

1013 **Appendix S5** Description of the method used to generate pseudo-absence data in
1014 generalized least-squares (GLS) models.

1015 We created 150 km radius buffer zones around each presence point, which was
1016 recommended as an optimal distance in a previous *Bd* study [1], and then generated
1017 pseudo-absences randomly outside the buffer areas with the same number of *Bd*
1018 presence data [1] using Hawth's Analysis Tools [2] for ArcGIS [3]. This is regarded as
1019 a robust pseudo-absence generation method and has higher explanatory power than a
1020 model where pseudo-absences are simply selected at random from the whole range
1021 [1].

1022 **References:**

- 1023 1. Mateo R.G., Croat T.B., Felicísimo A.M., Muñoz J. 2010 Profile or group
1024 discriminative techniques? Generating reliable species distribution models using
1025 pseudo-absences and target-group absences from natural history collections.
1026 *Divers. Distrib.* **16**, 84-94. (doi:10.1111/j.1472-4642.2009.00617.x)
- 1027 2. Beyer H. 2010 Hawth's analysis tools for ArcGIS. 2004. *Available at the*
1028 *following web site: www.spatial ecology.com/htools.*
- 1029 3. ESRI. 2006 *ArcGIS, Version 9.2*, ESRI, Redlands, CA.

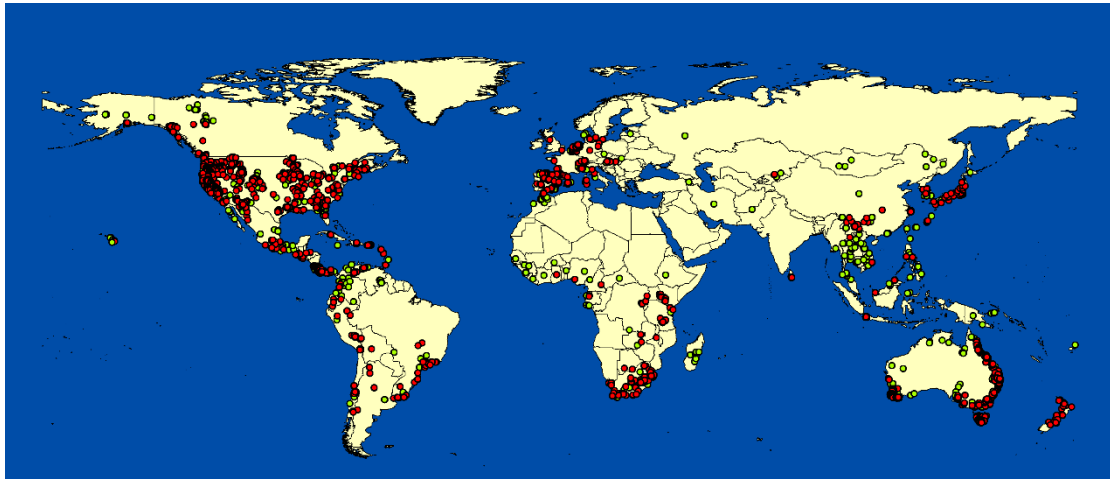
1030

1031 **Figure S1** The global sampling effort of *B. dendrobatidis* at the global scale. Red dots
1032 show *Bd* positives used for SDM building and green dots are *Bd* negatives. Some
1033 points are superimposed.

1034

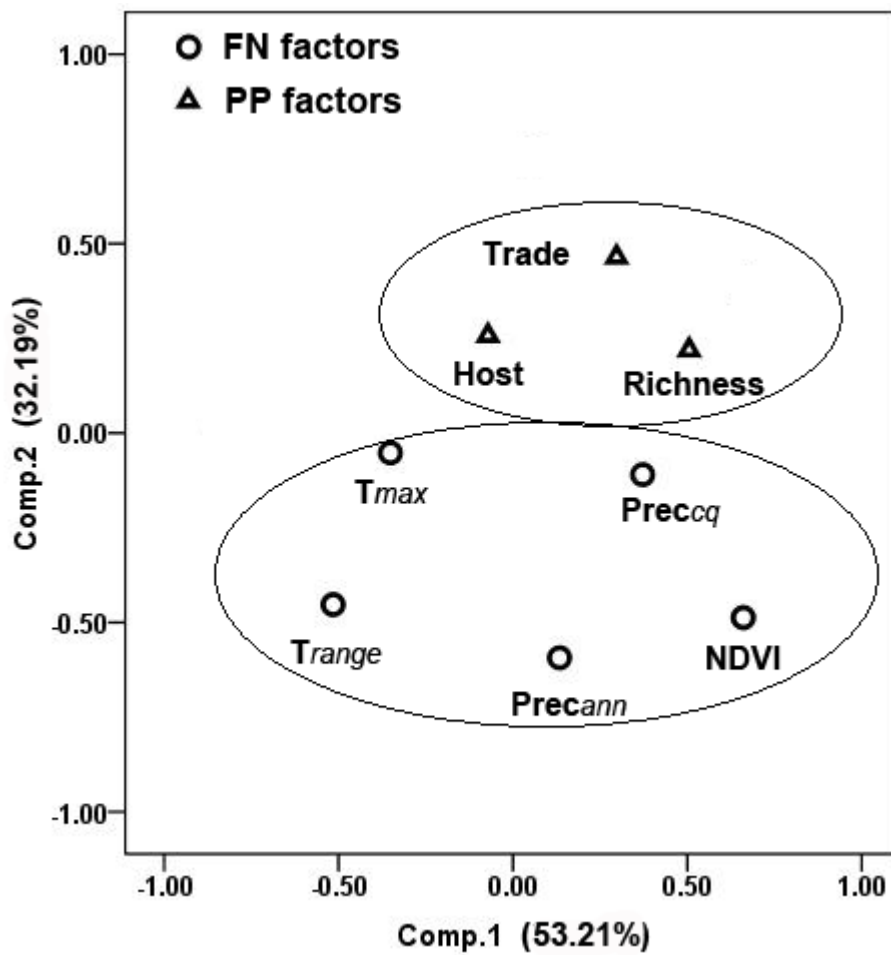
1035

1036



1037 **Figure S2** The first two components of the principle component analysis based on
1038 eight pruned variables at 1,829 locations of *B. dendrobatidis* records at the global
1039 scale.

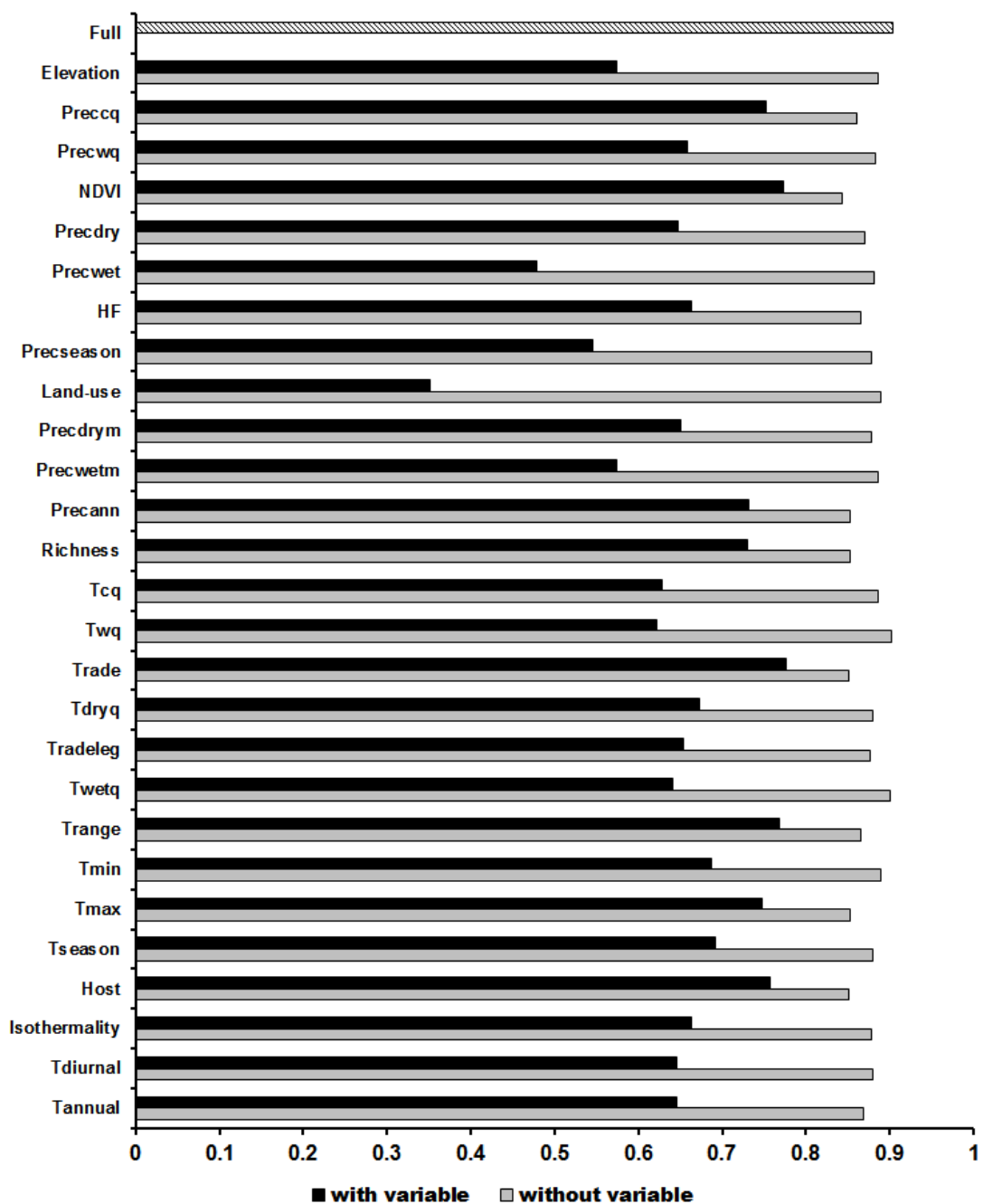
1040
1041
1042



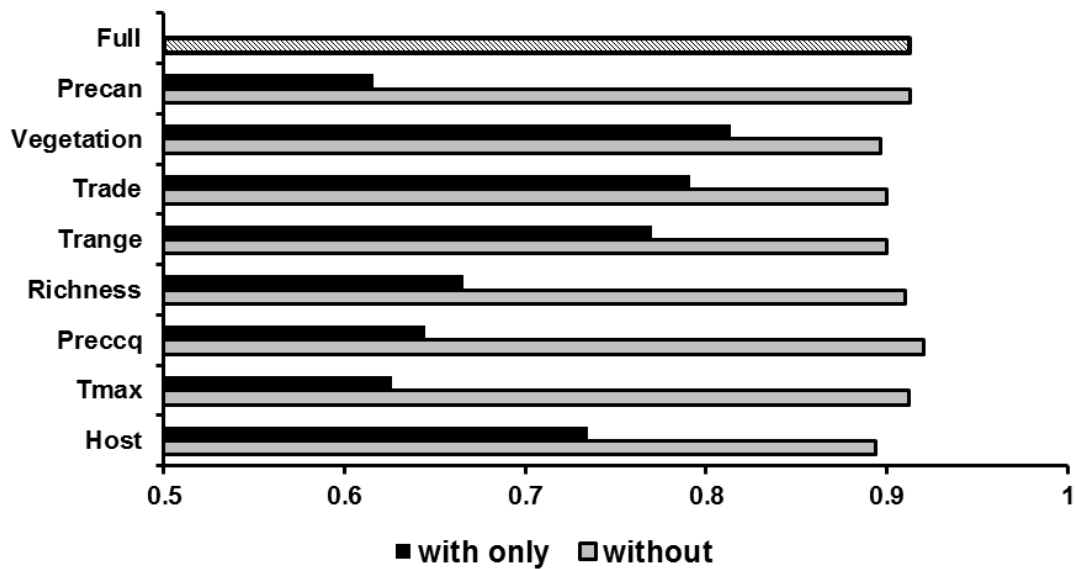
1043 **Figure S3** Results of the pruned variable selection according to contribution to AUC
 1044 of the full model with fundamental niche and propagule pressure factors based on a
 1045 jackknife test. ‘With only’ indicates the results of the model when a single variable is
 1046 run in isolation; ‘without’ indicates the effect of removing a single model from the full
 1047 model. Values are means from 10-fold cross-validation replicates. See table S1 for
 1048 definitions of variable abbreviations.

1049

1050



1051 **Figure S4** The strength of the eight FNPP pruned predictors of *B. dendrobatidis*
 1052 occurrence in the pruned MaxEnt models determined by jack-knife analyses.
 1053 Displayed are the area under the receiver operating characteristic curve (AUC value)
 1054 for the eight pruned predictors when tested in isolation (with only) and the change in
 1055 AUC when each predictor was omitted from a model including the other predictors
 1056 (without). Values are means from 10-fold cross-validation replicates. Full = with all
 1057 eight FNPP pruned predictors; Precan = annual precipitation; Vegetation: average
 1058 (1982-2000) normalized difference vegetation index (mean NDVI), Trange =
 1059 temperature annual range, Precq = Precipitation of coldest quarter, Tmax = max
 1060 temperature of warmest month.



1061

1062

1063 **Table S1.** Climate, elevation, presence of introduced hosts, trade, and habitat
 1064 predictors used for modeling the distribution of *B. dendrobatidis* at a global scale.
 1065

Abbreviation	Predictor Variable	Used for model		
		Full	Pruned FNPP*	Pruned FN**
Fundamental niche				
Elevation	Height (m) above sea level (m)	•		•
T_{annual}	Annual mean temperature (°C)	•		•
$T_{diurnal}$	Mean diurnal range [mean of monthly (max temp–min temp)] (°C)	•		
Isothermality	Isothermality ($T_{diurnal}/T_{range})(100)$ (°C)	•		
T_{season}	Temperature Seasonality (standard deviation *100) (°C)	•		
T_{max}	Max Temperature of Warmest Month (°C)	•	•	•
T_{min}	Min Temperature of Coldest Month (°C)	•		•
T_{range}	Temperature Annual Range ($T_{max} - T_{min}$) (°C)	•	•	•
T_{wetq}	Mean Temperature of Wettest Quarter (°C)	•		
T_{dryq}	Mean Temperature of Driest Quarter (°C)	•		
T_{wq}	Mean Temperature of Warmest Quarter (°C)	•		
T_{cq}	Mean Temperature of Coldest Quarter (°C)	•		•
$Prec_{ann}$	Annual Precipitation (mm)	•	•	•
$Prec_{wetm}$	Precipitation of Wettest Month (mm)	•		
$Prec_{drym}$	Precipitation of Driest Month (mm)	•		
$Prec_{season}$	Precipitation Seasonality (Coefficient of Variation) (mm)	•		
$Prec_{wet}$	Precipitation of Wettest Quarter (mm)	•		
$Prec_{dry}$	Precipitation of Driest Quarter (mm)	•		

Abbreviation	Predictor Variable	Used for model		
		Full	Pruned FNPP*	Pruned FN**
Fundamental niche				
Prec _{wq}	Precipitation of Warmest Quarter(mm)	•		
Prec _{cq}	Precipitation of Coldest Quarter(mm)	•	•	•
NDVI	Average (1982-2000) normalized difference vegetation index	•	•	•
Land-use	Land cover type: water habitat (1) or not (0) reclassified from the original land cover maps	•		
Propagule pressure				
Richness	Global amphibian species richness derived from the Global Amphibian Assessment (GAA)	•	•	
Host	Presence of ≥ 1 invasive host species	•	•	
HF	Human footprint index (0-100)	•		
Trade	Sum of import and export for all kinds of goods (state-level, territory-level, and province-level for the US, Australia, and China) (2001-2010) (US dollar)	•	•	
Trade _{leg}	Sum of imported and exported frog legs (1989–2009) (kg)	•		

1066 * The pruned MaxEnt model based on the fundamental niche and propagule pressure (FNPP)

1067 ** The pruned model based on the fundamental niche alone (FN)

1068 **Table S2.** Pearson correlation coefficient (r) among 27 predictor variables. Bold values indicate a significant correlation with a significance
 1069 level alpha = 0.01 (**) and 0.05(*) (2-tailed).

	tannual	diural	isoth	tseason	tmax	tmin	trange	twetq	tdryq	twq	tcq	precan	precwetm	precdrym	precseason	precwet	precdry	precwq	preccq	land-use	host	alt	hfp	tradeall	tradeleg	richness	ndvi	
tannual	1																											
diural	.288**	1																										
isoth	.779**	.275**	1																									
tseason	-.805**	-.088**	-.885**	1																								
tmax	.851**	.534**	.483**	-.409**	1																							
tmin	.959**	-.143**	.846**	-.926**	.689**	1																						
trange	-.727**	.153**	-.813**	.967**	.273**	-.885**	1																					
twetq	.726**	.155**	.466**	-.362**	.722**	.591**	-.321**	1																				
tdryq	.896**	.296**	.758**	-.846**	.713**	.924**	-.768**	.398**	1																			
twq	.909**	.356**	.524**	-.487**	.969**	.768**	-.397**	.807**	.736**	1																		
tcq	.974**	.223**	.855**	-.916**	.728**	.994**	-.853**	.621**	.924**	.795**	1																	
precan	.426**	-.303**	.551**	-.565**	.115**	.529**	-.629**	.276**	.390**	.230**	.497**	1																
precwetm	.486**	-.213**	.560**	-.567**	.210**	.556**	-.603**	.371**	.414**	.315**	.538**	.910**	1															
precdrym	.107**	-.352**	.205**	-.259**	-.115**	.208**	-.350**	-.001	.130**	-.025	.166**	.693**	.398**	1														
precseason	.310**	.346**	.236**	-.136**	.370**	.212**	-.046**	.376**	.193**	.354**	.260**	-.132**	.175**	-.548**	1													
precwet	.478**	-.219**	.559**	-.570**	.198**	.553**	-.608**	.356**	.412**	.302**	.534**	.925**	.994**	.421**	.144**	1												
precdry	.137**	-.350**	.243**	-.293**	-.097**	.242**	-.384**	.016	.161**	-.004	.200**	.728**	.430**	.992**	-.546**	.453**	1											
precwq	.322**	-.268**	.353**	-.356**	.076**	.353**	-.420**	.407**	.165**	.208**	.342**	.777**	.760**	.535**	-.044**	.772**	.549**	1										
preccq	.242**	-.203**	.397**	-.419**	.032	.370**	-.470**	-.057**	.361**	.074**	.325**	.691**	.541**	.574**	-.217**	.558**	.609**	.210**	1									
land-use	.032	-.071**	.053**	-.019	.013	.032	-.034**	.063**	.005	.033	.028	.038**	.038**	.007	-.013	.036**	.050**	.008	.050**	1								
host	.067**	-.007	.074**	-.110**	.012	.094**	-.115**	-.014	.099**	.023	.086**	.055**	.026	.062**	-.049**	.033	.065**	.026	.083**	-.046**	1							
alt	-.250**	.319**	.099**	-.072**	-.344**	-.172**	.006	-.437**	-.087**	-.428**	-.147**	-.097**	-.093**	-.070**	.060**	-.093**	-.070**	-.083**	-.058**	-.094**	-.023	1						
hfp	.376**	-.089**	.226**	-.352**	.246**	.402**	-.377**	.221**	.350**	.310**	.383**	.249**	.253**	.158**	-.032	.247**	.168**	.211**	.175**	.000	.102**	-.171**	1					
tradeall	-.227**	.121**	-.290**	.288**	-.102**	-.277**	-.223**	-.301**	-.207**	-.115**	-.247**	-.169**	-.209**	.025**	-.129**	-.151**	.026**	-.134**	-.0104	-.091**	.034**	.062**	0.008	1				
tradeleg	-.363**	.097**	-.382**	.293**	-.270**	-.342**	-.282**	-.349**	-.286**	-.327**	-.355**	-.112**	-.147**	.047**	-.283**	-.139**	.039**	-.084**	-.002	-.077**	.021**	.101**	.012	.692**	1			
richness	.505**	-.036**	.661**	-.584**	.249**	.563**	-.587**	.392**	.426**	.333**	.557**	.684**	.636**	.388**	-.023	.644**	.422**	.571**	.398**	.059**	-.016	-.029	.149**	-.125**	-.184**	1		
ndvi	.538**	.139**	.532**	-.563**	.365**	.574**	-.526**	.308**	.519**	.389**	.566**	.541**	.507**	.330**	-.078**	.525**	.363**	.433**	.406**	-.039**	.068**	-.074**	.013	.023	.016	.516**	1	

1070

1071 **Table S3** Results of the variance partitioning analysis providing the unique and shared
 1072 variation in the global distribution of *B. dendrobatidis* explained by fundamental
 1073 niche, propagule pressure, and spatial variables.

Variance component	Adjust-R ²
Unique variation	
Fundamental niche (F) ^a	0.169
"Propagule pressure" (P) ^b	0.154
Spatial structure (S) ^c	0.094
Shared variation	
FP	0.166
FS	0.071
PS	0.114
FPS	0.071
Residual variation	0.161

1074 ^a average (1982-2000) Normalized difference vegetation index (mean NDVI),
 1075 temperature annual range, max. temperature of warmest month, annual precipitation,
 1076 precipitation of coldest quarter;

1077 ^b Presence of introduced hosts, trade, amphibian species richness;

1078 ^c XY, Y³.

1079 **Table S4.** Comparisons of our predicted picture with previous studies on potential
 1080 distributions of *B. dendrobatidis* at a global scale.

1081

Continent	Regions	Present study	Rödder et al. 2010	Ron 2005
North America	Mexican Meseta (Sierra Madre)	+	+	+
	Sinaloan and Sonoran	+	+	+
	Central America	Restrict	+	+
	Caribbean islands	Restrict	Restrict	+
	Eastern coast of USA	+	-	+
	Central Great Plains of USA	-	-	+
	Western coast of USA	+	Restrict	+
	South America	Andes in Colombia	+	+
	Andes in Venezuela	+	+	+
	Andes in Ecuador	+	+	+
	Andes in Peru	+	+	+
	Andes in Bolivia	+	+	+
	Central South America	-	-	+
	Mata Atlantica, Brazil	+	+	+
	Pantepui, northern South America	+	+	+
	Temperate forest in Chile	+	+	+
	Uruguay	+	+	+
	Paraguay	+	-	+
	Western Argentina	+	+	+
	Northeastern	+	+	+
Africa	Cameroon	Restrict	Restrict	+
	Ethiopia	+	+	+
	Rift Valley in Kenya	+	+	+

Continent	Regions	Present study	Rödler et al. 2010	Ron 2005
	Eastern and central Madagascar	+	+	+
	Central Africa between 10 N and 10 S	-	-	+
	South Africa	+	+	+
	Eastern Mozambique	Restrict	-	+
	Northwest Africa	Restrict	Restrict	+
Asia	Sumatra	Restrict	Restrict	+
	Java	Restrict	Restrict	+
	New Guinea	+	+	+
	Northern and southern Philippines	Restrict	Restrict	+
	Most of Japan	+	-	+
	Central Indochina	-	-	+
	Eastern Indochina	+	+	+
	Southern India	Restrict	Restrict	+
	Southern Himalayan	+	+	+
	Southwestern China	+	+	+
	Central to South China	+	Restrict	+
	Southeastern China	+	+	+
	Taiwan	+	+	+
	South Korea	+	-	+
	Central Asia	+	-	+
Oceania	New Zealand	+	+	+
	Southern and southeastern Australia	+	+	+
	Central Australia	-	-	+
	Tasmania	+	+	+
Europe	Anatolian (Turkey)	+	+	+
	Portugal	+	+	+
	Spain	Restrict	Restrict	+
	Central to eastern Europe	Restrict	+	+
	Belgium and Netherland	+	+	+
	Italy	+	+	+
	France	+	+	+
	UK	+	+	+

1082 +: suitable for *Bd* distribution, -: unsuitable for *Bd* distribution, Restrict: have less suitable
1083 areas for *Bd* distribution